



UNITED ARAB EMIRATES
MINISTRY OF HEALTH & PREVENTION

E-SERVICES APPLICATION USER MANUAL

Registration Services

Table of content

COPYRIGHTS AND CONFIDENTIALITY.....	3
INTRODUCTION.....	4
1 USER CREATION AND LOGIN.....	5
1.1 USER CREATION	5
1.2 LOGIN AND DASHBOARD.....	7
2 REGISTRATION	9
2.1 DRUG CLASSIFICATION.....	10
2.2 MANUFACTURING SITE REGISTRATION.....	15
2.3 DRUG REGISTRATION.....	22
2.4 REGISTERED MEDICAL PRODUCT MINOR VARIATION.....	32
2.5 REQUEST FOR DRUG RE-PRICING	39
2.6 MANUFACTURING SITE MINOR VARIATION.....	49
2.7 EVALUATION OF DRUG VIGILANCE PLAN	56
2.8 DRUG CLASSIFICATION.....	62
3 ISSUING CERTIFICATES	63
3.1 PRICING CERTIFICATE	63
3.2 CERTIFICATE OF PHARMACEUTICAL PRODUCT (CPP) FOR EXPORT PURPOSES	68
3.3 FREE SALE CERTIFICATE FOR EXPORT PURPOSES.....	74

COPYRIGHTS AND CONFIDENTIALITY

This document is submitted with understanding that the registration user manual information contained herein this document shall not be disclosed outside the recipient's used, shall not be duplicated, used or disclosed in whole or in part for any purpose.

The reader acknowledges that the information provided by MoHAP is confidential; therefore, reader agrees not to disclose it without the express written permission of MoHAP.

INTRODUCTION

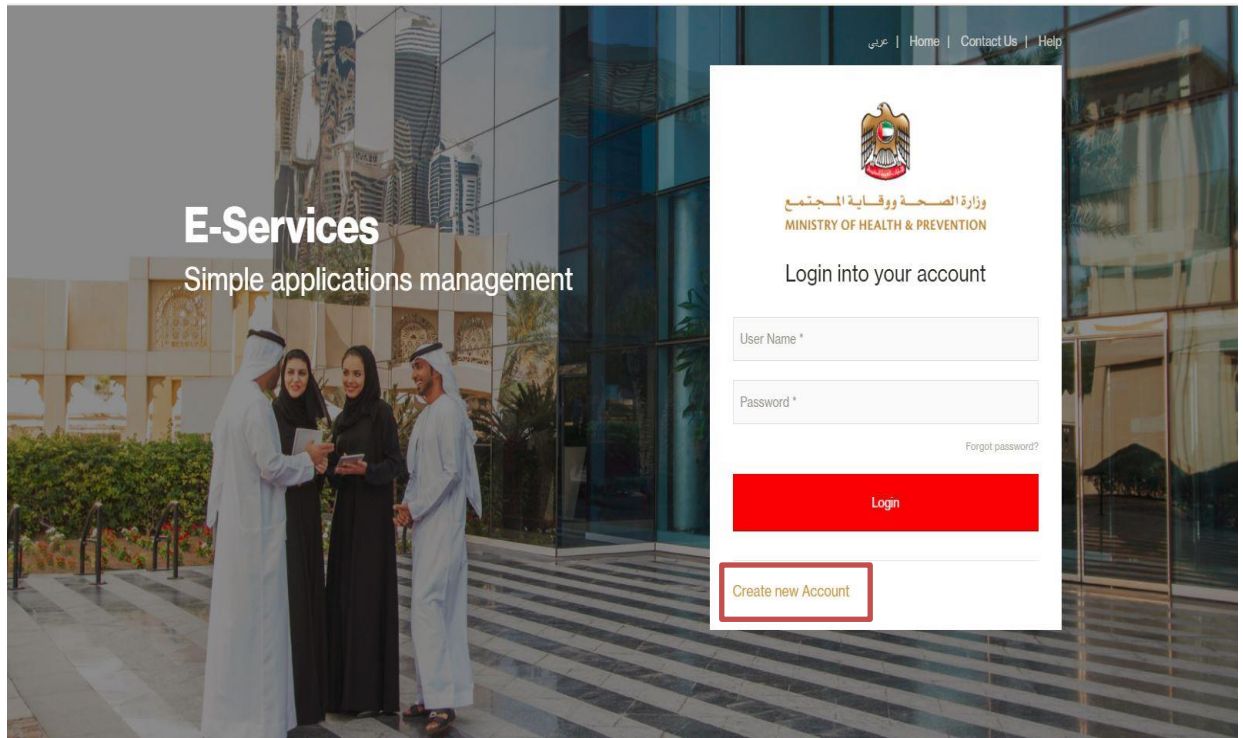
This document explains all the steps which are required for Site Administrator and agent user to create and view registration applications.

This document will provide ease to the business users in understanding all the screens of the application.

1 USER CREATION AND LOGIN

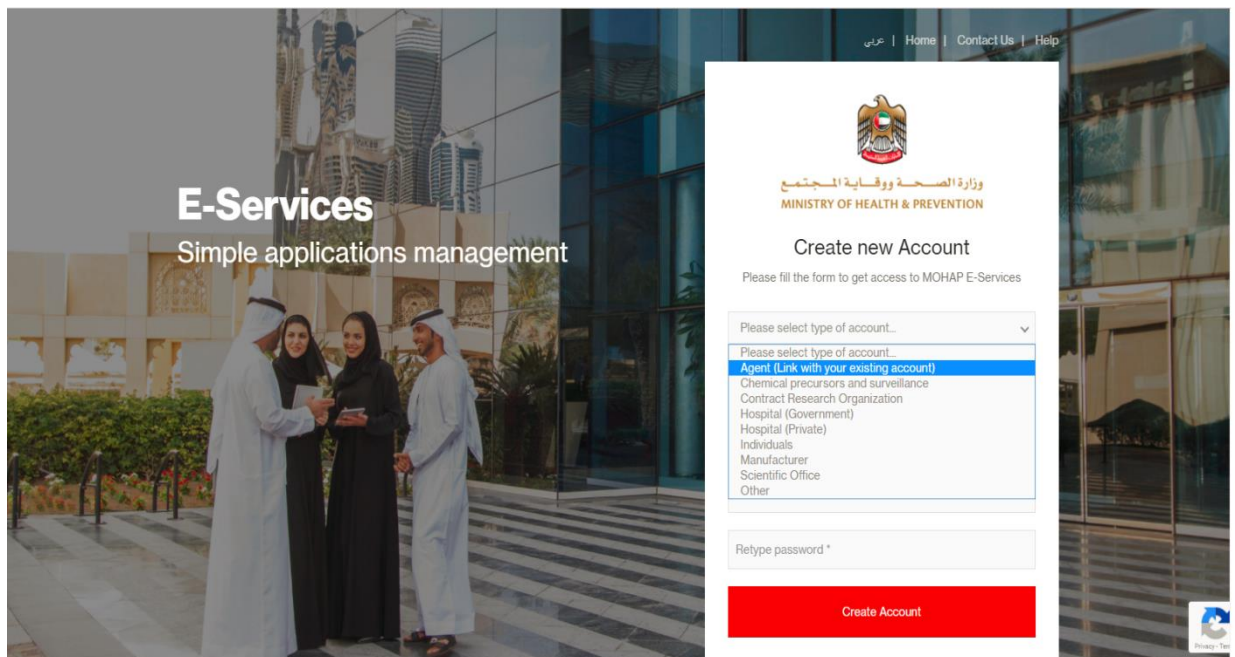
1.1 USER CREATION

Navigate to the application login screen and click over “Create New Account”



The application takes you to the “Create New Account” screen, select the account type:

A. If you select the account type as “Agent (Link with your existing account)”



Then the screen fields will be as follow:

- Your existing username
- Please set a new password
- Retype password
- “Link Account” button

You should put the existing username for PH Licensing system and you should have a valid license

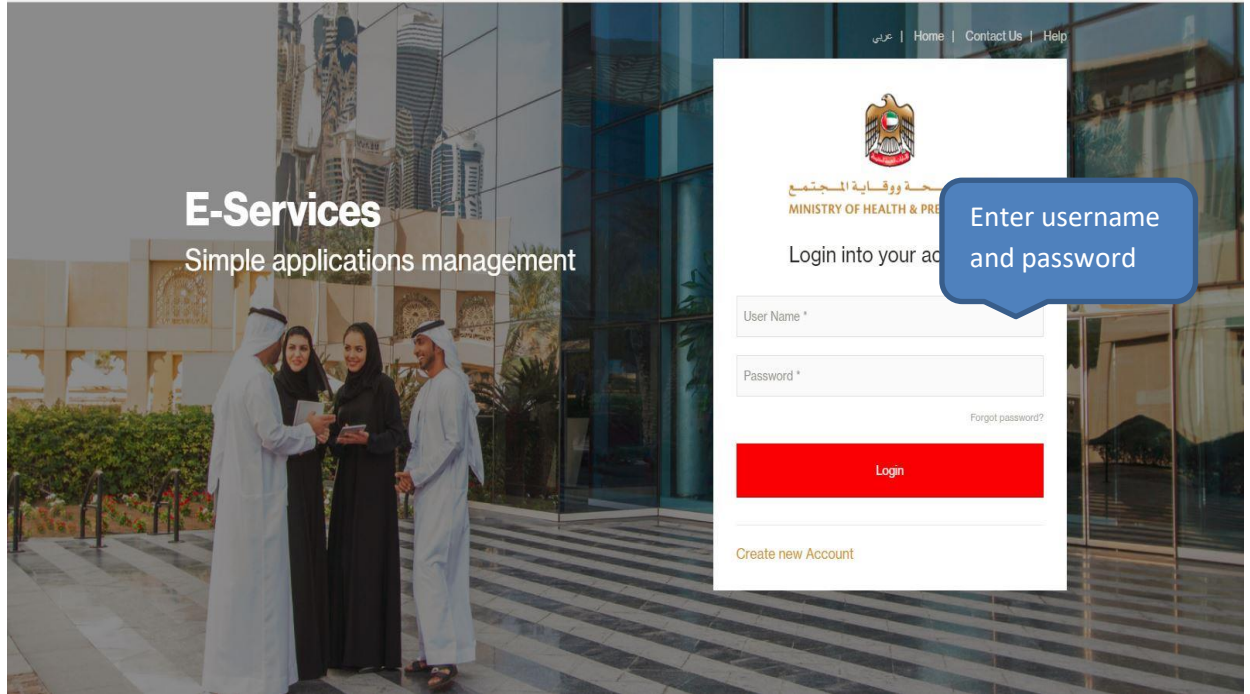
B. For other user types, then the screen fields will be as follow:

- Username
- Email Address
- New Password
- Retype Password
- “Create Account” button

The system sends an activation link to the provided email address; you can activate your account by clicking over the activation link.

1.2 LOGIN AND DASHBOARD

If you do not have a valid username and password go to the previous step and create a new account, otherwise, provide your user name and password and click over login.



After the user successfully logged onto the system, the dashboard page is displayed,



Status

DATE	ID NO.	APPLICATION TYPE	STATUS	ACTION
24/12/2017	3534	Re-Export Drugs	WAITING FOR PAYMENT	Pay
25/12/2017	3547	Authorization for Medical Product By Local Agent	APPROVED	Print Authorization
24/12/2017	3531	Authorization for Medical Product By Local Agent	APPROVED	Print Authorization
24/12/2017	3529	Request for Drug Re-Pricing	APPROVED	Print Certificate
24/12/2017	3527	Free Sale Certificate for Export Purposes CLAMOX 457 mg / 5 ml	APPROVED	Print Certificate

[View all](#)

Welcome to online Application e-services

Start your application

In the dashboard, you can know the status of the submitted applications, renew expired applications, print certificates/ letters, and create new applications.

2 REGISTRATION

Under the registration tile, you will find the following services:

- Drug Classification
- Manufacturing site registration
- New drug registration
- Registered medical product minor variation
- Request for drug repricing
- Manufacturing site minor variation
- Evaluation of drug vigilance plan

In order to use the listed services, you should be logged in to the system.

2.1 DRUG CLASSIFICATION

Log into the system using your credentials and then click on start new application link

The screenshot shows the user interface of the Ministry of Health & Prevention e-services. At the top, there is a navigation bar with links for 'Home', 'Contact Us', 'Help', and 'Account'. Below this, the main navigation menu includes 'Dashboard', 'My applications', 'Payments', and 'New Application'. A blue arrow points to the 'New Application' link. The main content area is divided into two sections. On the left, there is a 'Status' table with columns for 'DATE', 'ID NO.', 'APPLICATION TYPE', 'STATUS', and 'ACTION'. The table contains five rows of application records. On the right, there is a 'Welcome to online Application e-services' banner with a photo of a woman and a red 'Start your application' button. A blue arrow points to this button.

DATE	ID NO.	APPLICATION TYPE	STATUS	ACTION
24/12/2017	3534	Re-Export Drugs	WAITING FOR PAYMENT	Pay
25/12/2017	3547	Authorization for Medical Product By Local Agent	APPROVED	Print Authorization
24/12/2017	3531	Authorization for Medical Product By Local Agent	APPROVED	Print Authorization
24/12/2017	3529	Request for Drug Re-Pricing	APPROVED	Print Certificate
24/12/2017	3527	Free Sale Certificate for Export Purposes CLAMOX 457 mg / 5 ml	APPROVED	Print Certificate

Click on registration tile

The screenshot shows the 'New Application' page on the Ministry of Health & Prevention e-services. The page has a breadcrumb trail: 'You are here: Dashboard > New Application'. Below the breadcrumb, there are five tiles representing different application types: 'Import', 'Export', 'Registrations', 'Issuing Certificates', and 'Authorizations'. A blue arrow points to the 'Registrations' tile.

The system takes you to the services screen, click on Drug Classification

[Dashboard](#) [My applications](#) [Payments](#) [New Application ▶](#)

You are here: [Dashboard](#) > [New Application](#) > [Registrations](#)

Drug Classification



New Drug Registration

Evaluation of Drug Vigilance Plan

Manufacturing Site Minor Variation

Registered Medical Product Minor Variation

Request for Drug Re-Pricing

Manufacturing Site Registration

Provide the number of products and then click on Next

Products

Number of products to classify: *



Next

Upload the documents, accept the terms and conditions and then click on Apply

Drug Classification

PRODUCTS ————— ATTACHMENTS

Document Attachments

Emirate ID	Upload
Trade License	Upload
Art Work	Upload
Medical Device Specification	Upload
Application Form *	Upload

[Add new document](#)

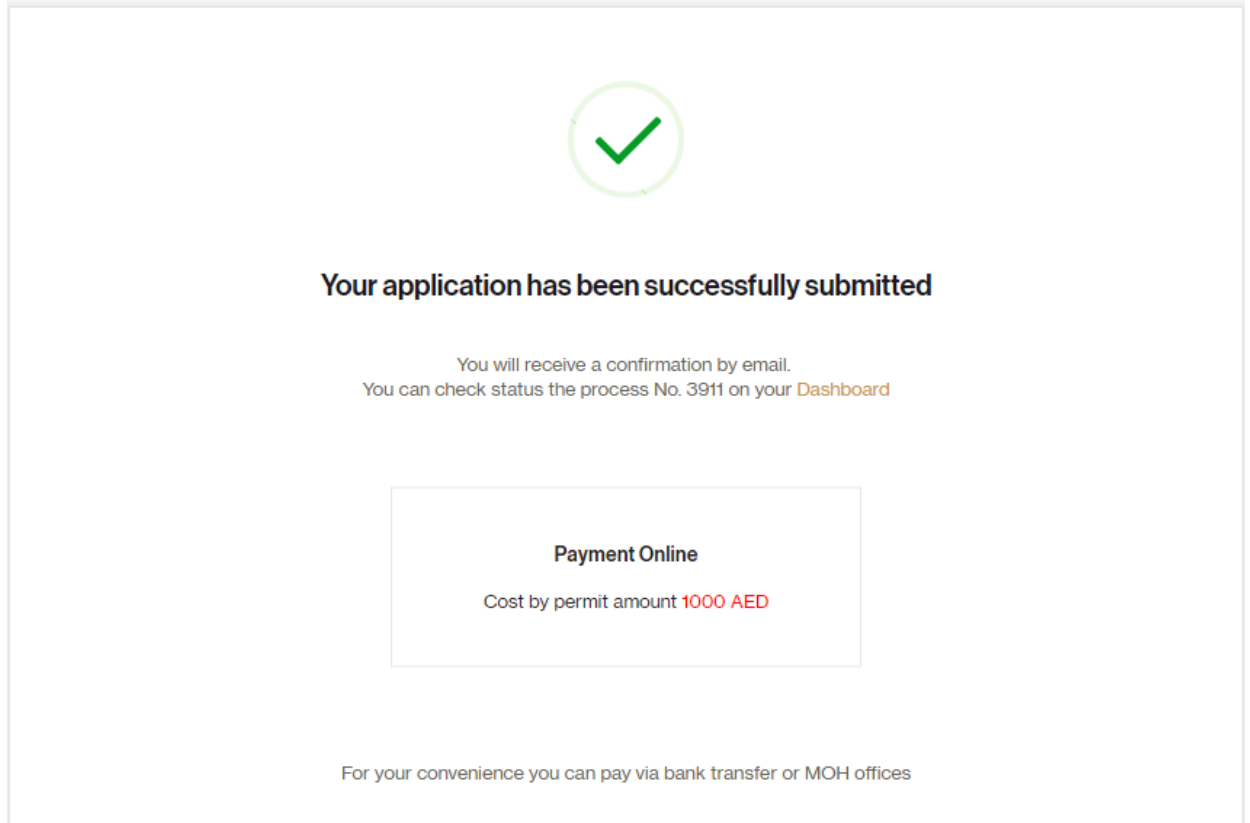
[< Back](#)

I accept general [Terms & Conditions *](#)

[Apply](#)

After submitting the application a successful message displayed to the user, and the permit fees is generated. The user can perform the payment from this screen by clicking over the amount, where the system directs you to the payment screen, the payment amount will be


calculated based on number of drugs to be classified multiplied by 500 AED.



The image shows a confirmation screen with a green checkmark icon at the top center. Below the icon, the text reads: "Your application has been successfully submitted". Underneath, it says: "You will receive a confirmation by email. You can check status the process No. 3911 on your [Dashboard](#)". In the center, there is a box with the text: "Payment Online" and "Cost by permit amount 1000 AED". At the bottom, it states: "For your convenience you can pay via bank transfer or MOH offices".

Alternatively, the user can go to the payment screen in the dashboard and click over the pay button and perform the payment.

To view the application status go to dashboard, and once the permit is approved click on “Print Permit” button on the dashboard to view and print the permit.

Status				
DATE	ID NO.	APPLICATION TYPE	STATUS	ACTION
08/01/2018	3912	Drug Classification	APPROVED	 <input type="button" value="Print Certificate"/>
08/01/2018	3911	Drug Classification	WAITING FOR PAYMENT	<input type="button" value="Pay"/>
08/01/2018	3910	Import Medical Product By Local Agent	WAITING FOR PAYMENT	<input type="button" value="Pay"/>
08/01/2018	3909	Registered Medical Product Minor Variation CARDIOPRIL 5 mg	WAITING FOR APPROVAL	
08/01/2018	3908	Free Sale Certificate for Export Purposes Zentamav™ 228mg/5ml	APPROVED	<input type="button" value="Print Certificate"/>

2.2 MANUFACTURING SITE REGISTRATION

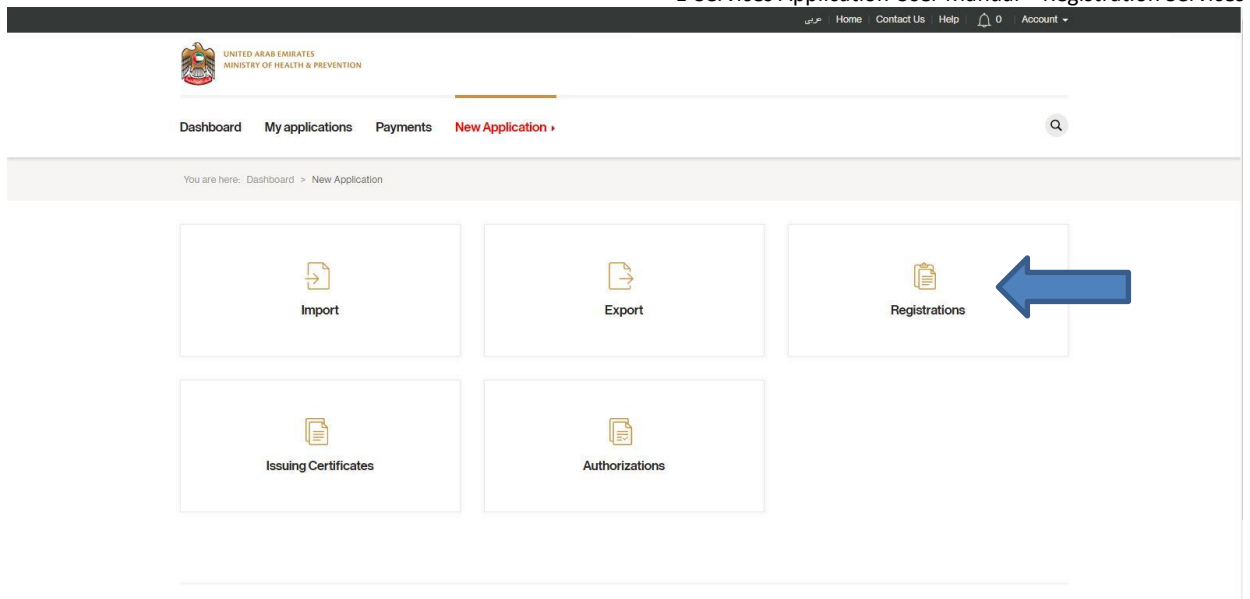
Log into the system using your credentials and then click on start new application link

The screenshot shows the MOHAP e-services dashboard. At the top, there is a navigation bar with links for 'Home', 'Contact Us', 'Help', and 'Account'. Below this is the MOHAP logo and a search icon. The main navigation menu includes 'Dashboard', 'My applications', 'Payments', and 'New Application'. A blue arrow points to the 'New Application' link. On the right side, there is a 'Welcome to online Application e-services' banner featuring a woman at a computer and a red button labeled 'Start your application'. A blue arrow points to this button. The main content area displays a 'Status' table with columns for DATE, ID NO., APPLICATION TYPE, STATUS, and ACTION.

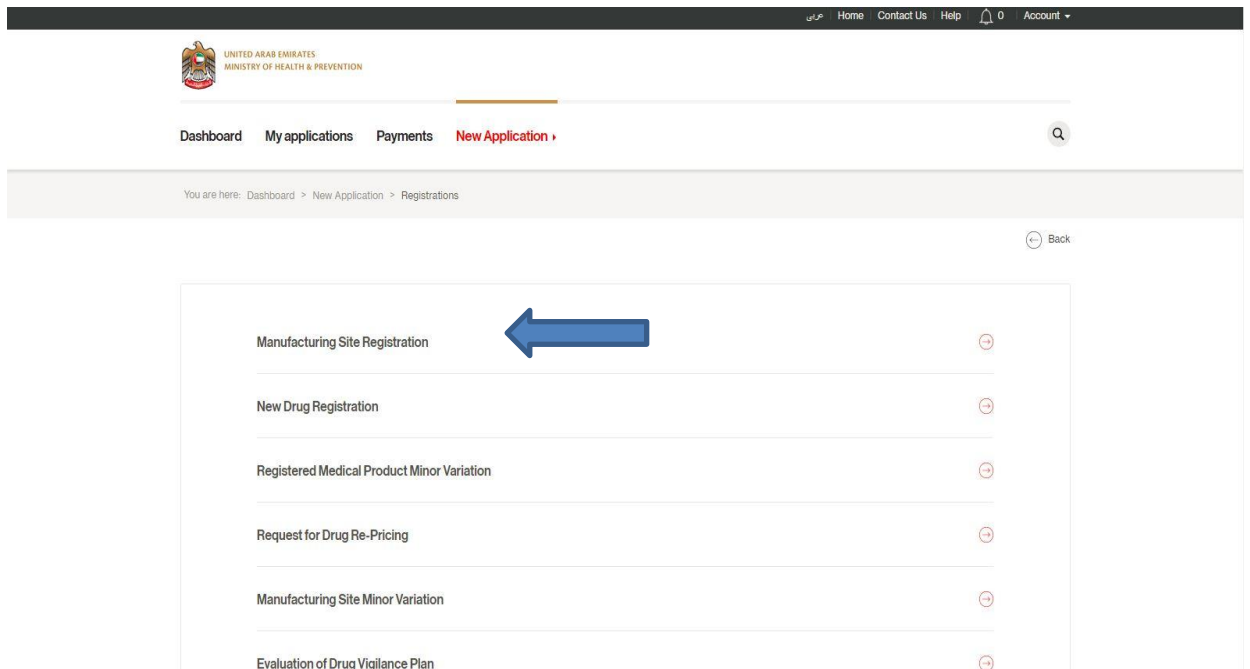
DATE	ID NO.	APPLICATION TYPE	STATUS	ACTION
24/12/2017	3534	Re-Export Drugs	WAITING FOR PAYMENT	Pay
25/12/2017	3547	Authorization for Medical Product By Local Agent	APPROVED	Print Authorization
24/12/2017	3531	Authorization for Medical Product By Local Agent	APPROVED	Print Authorization
24/12/2017	3529	Request for Drug Re-Pricing	APPROVED	Print Certificate
24/12/2017	3527	Free Sale Certificate for Export Purposes CLAMOX 457 mg / 5 ml	APPROVED	Print Certificate

View all

Click on registration tile



The system takes you to the services screen, click on manufacturing site registration



And then select whether you want to register a medicine or medical devices

Dashboard My applications Payments **New Application**



You are here: Dashboard > New Application > Registrations

Manufacturing Site Registration

TYPE SEARCH MAH DETAILS ATTACHMENTS

Market Authorization in Other Countries

Medicines

Medical Devices

Enter MAH Name or add new MAH by clicking on “Add new” button

Dashboard My applications Payments **New Application**



You are here: Dashboard > New Application > Registrations

Manufacturing Site Registration for Medicines

TYPE SEARCH MAH DETAILS ATTACHMENTS

Search

Choose

MAH name AL HIKMA x

or

Add new

Fill all the mandatory data like company name, address, country, ...etc

Manufacturing Site Registration for Medicines

TYPE SEARCH MAH DETAILS ATTACHMENTS

MAH

Company Name *
AL HIKMA PHARMACEUTICALS

Address *
P.O.Box 182400

PO Box

Country *
JORDAN

City *
Amman

Telephone *
This field is required!

Email *

And then fill the contact person details and the financial information then click on Next

Contact Person

Name *
Omar

Address *
Dubai

City *
Dubai

Country *
UAE

Telephone *
0500000000

Email *
o@b.com

Financial Information

Date of Establishment

Capital in US \$
\$

Revenue in US \$
\$

Year

< Back

Next


Enter the site name details, manufacturing license details. GMP Certification, Activities carried out, production lines, and category of the products, and then click on Next.

Manufacturing License Details

Certificate Issuer *	AL DAR Chemicals and Drugs	Certificate Number *	12321
Issue Date *	2016/12/01	Expiry Date *	2020/12/01


GMP Certification Details

Add GMP Certification Details




Activities Carried Out *

Storage & Handling



Production Lines *

Level 1 *	Non-Sterile Products-Non Sterile Products (Dosage Forms)	Level 2 *	Liquids for internal use
<input type="button" value="Delete"/>			



Category of Products

- Conventional Medicines
- Biological Medicines
- Natural Source Medicines
- GSL Products
- Medical Devices for Humans
- Veterinary - Conventional Medicines
- Medical Gases
- Veterinary - Natural Source Medicines
- Veterinary - GSL Products
- Veterinary - Biological Medicines
- Veterinary - Medical Devices
- Other

Attach the required document then accept the terms and conditions and click on Apply

Manufacturing Site Registration for Medicines

TYPE SEARCH MMH DETAILS ATTACHMENTS

Document Attachments

A legalized letter issued by the company on its original letterhead, signed and stamped by the responsible person in the company, authorizing a person or a local establishment to submit the registration files on its behalf, to the Drug Control Department

Legalized valid Manufacturing License issued by the competent authority in country of origin

Legalized current GMP certificate issued by the competent authority in country of origin


List of the products manufactured and/or assembly by the site

Site Master file

Notarized copies of registration certificates or evidence of GMP certification from other countries where the manufacture site is registered

I accept general Terms & Conditions *

After submitting the application a successful message displayed to the user, and the permit fees is generated. The user can perform the payment from this screen by clicking over the amount, where the system directs you to the payment screen.



Your application has been successfully submitted

You will receive a confirmation by email.
You can check status the process No. 3512 on your [Dashboard](#)


Payment Online
Cost by permit amount **10100 AED**

For your convenience you can pay via bank transfer or MOH offices

Alternatively, the user can go to the payment screen in the dashboard and click over the pay button and perform the payment.

To view the application status go to dashboard, and once the permit is approved click on “Print Permit” button on the dashboard to view and print the permit.

عربي
Home
Contact Us
Help
0
Account


UNITED ARAB EMIRATES
MINISTRY OF HEALTH & PREVENTION


Dashboard
My applications
Payments
New Application >
Q

Status 🔄

DATE	ID NO.	APPLICATION TYPE	STATUS	ACTION
24/12/2017	3512	Site Registration <small>Amozoline</small>	APPROVED	➔ Print Certificate
24/12/2017	3508	Re-Export Drugs	APPLICATION PROCESSING	
24/12/2017	3506	Re-Export Drugs	APPLICATION PROCESSING	
24/12/2017	3503	Drug Registration <small>AntiDrugCapsule</small>	APPROVED	Print Certificate

View all

Welcome to online
Application e-services



Start your application

2.3 DRUG REGISTRATION

Log into the system using your credentials and then click on start new application link

The screenshot shows the MOHAP e-services dashboard. At the top, there is a navigation bar with 'Home', 'Contact Us', 'Help', and 'Account'. Below this is the MOHAP logo and a search bar. The main navigation menu includes 'Dashboard', 'My applications', 'Payments', and 'New Application'. A blue arrow points to the 'New Application' link. Below the navigation is a 'Status' table with the following data:

DATE	ID NO.	APPLICATION TYPE	STATUS	ACTION
24/12/2017	3534	Re-Export Drugs	WAITING FOR PAYMENT	Pay
25/12/2017	3547	Authorization for Medical Product By Local Agent	APPROVED	Print Authorization
24/12/2017	3531	Authorization for Medical Product By Local Agent	APPROVED	Print Authorization
24/12/2017	3529	Request for Drug Re-Pricing	APPROVED	Print Certificate
24/12/2017	3527	Free Sale Certificate for Export Purposes CLAMOX 457 mg / 5 ml	APPROVED	Print Certificate

Below the table is a 'View all' button. To the right of the table is a 'Welcome to online Application e-services' banner featuring a woman at a computer and a red 'Start your application' button. A blue arrow points to this button.

Click on registration tile

The screenshot shows the MOHAP e-services dashboard with the 'New Application' menu selected. Below the navigation is a breadcrumb trail: 'You are here: Dashboard > New Application'. The main content area displays a grid of five tiles: 'Import', 'Export', 'Registrations', 'Issuing Certificates', and 'Authorizations'. A blue arrow points to the 'Registrations' tile.

The system takes you to the services screen, click on drug registration

UNITED ARAB EMIRATES
MINISTRY OF HEALTH & PREVENTION

Dashboard My applications Payments **New Application**

You are here: Dashboard > New Application > Registrations

Back

- Manufacturing Site Registration
- New Drug Registration**
- Registered Medical Product Minor Variation
- Request for Drug Re-Pricing
- Manufacturing Site Minor Variation
- Evaluation of Drug Vigilance Plan

Enter product details

Product Details

Trade Name *

Opticalicos

Product Class *
Veterinary - Biological Medicines

Product Sub Class *
Other Biological

Description
Used for dryness of the Eye

Route of Administration
EYE

ATC Code
12212231

Indications

Add the active ingredient by clicking over add

Composition (Active Ingredients)

Please add a composition

Add



Composition (Inactive Ingredients)

Please add a composition

Add

PV

PV Officer

Name

Address

City

Country

Telephone

Email

Composition (Active Ingredients)

Substance Name *	CAS Registration Number
<input type="text" value="azumolene"/>	<input type="text" value="64748-79-4"/>
Quantity *	Quantity Unit *
<input type="text" value="12"/>	<input type="text" value="ml"/>
Reference Quantity	Reference Quantity Unit
<input type="text" value="1"/>	<input type="text" value="5ml"/>
Description	
<input type="text"/>	
Other info/salt	
<input type="text"/>	
Attachments	
<input type="text" value="Browse file..."/>	

Add the inactive ingredient by clicking over add

Composition (Inactive Ingredients)

Please add a composition

Add



PV

PV Officer

Name

Address

City

Country

Telephone

Email

Attachments

Browse file...

Save

Next

Composition (Inactive Ingredients)

Substance Name *	CAS Registration Number
<input type="text" value="Parameria laevigata"/>	<input type="text" value="12/678"/>
Quantity *	Quantity Unit *
<input type="text" value="2"/>	<input type="text" value="ml"/>
Reference Quantity	Reference Quantity Unit
<input type="text" value="1"/>	<input type="text" value="5ml"/>
Function	
<input type="text"/>	
Additional Info	
<input type="text"/>	
Delete	

Please add a composition (Inactive Ingredients)

Add

And then fill the PV details and click over Next

PV

PV Officer

Name

Rimone Salody

Address

Dubai

City

Dubai

Country

UAE

Telephone

050XXXXXXXX

Email

Rimone@salody.com

Attachments

Browse file...

Save

Next

Add the Marketing Authorization holder in other countries details

New Drug Registration

PRODUCT ———— **DETAIL** ———— PRICE ———— ATTACHMENTS

Market Authorization in Other Countries

GCC DR Registration Number

99812390165

GCC DR Registration Date

2016/05/11

Country

JORDAN

Name of Regulatory Authority

JORDAN PHARAMA

Date of Approval

2017/12/03

Date of Marketing

2017/12/04

Attachment

Browse file...

Delete

Add

Fill the patent status and the pack information

Patent Status

Patent Information

Brief description of patent

Description of patent

Patent number * FR778-9012

Expiry Date 2018/11/06

Patent Holder

Name * AL Hikma Patent

Address * Amman

City * Amman

Country * JORDAN

Patent Authority

Name * HIKMA PHARMA

Address * Amman

Click on “Add” button to Add Body System

Pack Information

Pack Name * OPTICALOS

Dosage Form * Drops

Dosage Sub Form Suspension

Strength 12

Shelf Life (in months) 36

Body System (pharmacotherapies group) EYE

Body Sub System (pharmacotherapies subgroup) NATURAL SOURCE - SEE INDICATION FIELD FO


Delete

Add another Body System

Add



Enter the Pack Size information and the MAH country of origin then click on Next

Pack Size *	Pack Unit *
20	ml
Pack Size Description *	
2 drops for infected eyes 2 times a day	
Dispensing Mode *	Dispensing Mode in Country of Origin
OTC-Pharmacy Medicine (OTC-P)	OTC-Pharmacy Medicine (OTC-P)
Primary Packaging Detail *	
Exist and explained in the leaflet	
Presentation Type	
Dropper Bottle	
Color of Pack *	
White, Orange and Violet	
Secondary Packaging Details including Outer & Inner label *	
Inside is as outside; same colors and shape	
<input type="button" value="Add Pack Size"/> 	

MAH in country of origin

Name *	Address
AL HIKMA PHARMACEUTICALS	P.O.Box 182400
City	Country
Amman	JORDAN
<input type="button" value="Save"/> <input type="button" value="Next"/>	

Add the proposed CIF price, Public price in the country of origin, public price in other countries, prices in reference book, and proposed price in GCC, by clicking over “Add price details” button and then click on Next

Proposed CIF Prices

Package Size: 20 ml

CIF Price	CIF Price Currency
29.5	U.A.E. Dirham

Public Price in Country of Origin

Pack Size *		
20 ml		
Exfactory Price *	Currency *	
4	Jordanian Dinar	
Wholesale price *	Currency *	
3	Jordanian Dinar	
Public price *	Currency *	
5.5	Jordanian Dinar	

Attach certificate from country of origin

Browse file...

Public Price in Other Countries

Add Price Details

Add

Prices in Reference Books

Add Price Details

Add

Proposed Prices to GCC

Add Price Details

Add

< Back Save Next

Then attach the required documents and accept the terms and conditions and click on Apply.

The screenshot shows a web form for document upload. It contains the following elements:

- Five rows, each with a document name and an 'Upload' button:
 - Labelling information
 - Summary of Product Characteristics (SmPC)
 - Application form properly filled and signed by the qualified responsible person (MAH), and word document soft copy
 - Comprehensive Table of content
 - Covering letter
- An 'Add new document' button at the bottom right of the upload area.
- A '< Back' button at the bottom left of the form area.
- A checkbox labeled 'I accept general Terms & Conditions *' below the form area.
- A prominent red 'Apply' button at the bottom center.
- Footer text: 'Moh Website | Privacy Policy | Accessibility Policy | Disclaimer | Submit Feedback' and 'حقوق الطبع والنشر © 2017 - جميع الحقوق محفوظة. وزارة الصحة ووقاية المجتمع - دولة الإمارات العربية المتحدة. Ministry of Health & Prevention, UAE'.
- A 'Get help' button in the bottom right corner.

After submitting the application a successful message displayed to the user, and the permit fees is generated. The user can perform the payment from this screen by clicking over the amount, where the system directs you to the payment screen.

The screenshot displays a confirmation message with the following content:

- A large green checkmark icon inside a circle at the top center.
- The heading: **Your application has been successfully submitted**
- The text: 'You will receive a confirmation by email.'
- The text: 'You can check status the process No. 3220 on your [Dashboard](#)'
- A rectangular box containing:
 - The text: **Payment Online**
 - The text: 'Cost by permit amount **5100 AED**'

Alternatively, the user can go to the payment screen in the dashboard and click over the pay button and perform the payment.

To view the application status go to dashboard, and once the permit is approved click on “Print Permit” button on the dashboard to view and print the permit.

The screenshot shows the MOHAP e-services dashboard. At the top, there is a navigation bar with links for Home, Contact Us, Help, and Account. Below this is the MOHAP logo and the address: U.S.A.S.I.S INDUSTRIAL 4, U.S.A.S.I.S 4, U.D.B.I 53/4, UAE. The main navigation menu includes Dashboard, My applications, Payments, and New Application. A search icon is also present.

The main content area features a 'Status' section with a table of applications. The table has columns for DATE, ID NO., APPLICATION TYPE, STATUS, and ACTION. The first row is highlighted with a blue arrow pointing to the 'Print Certificate' button. To the right of the table is a 'View all' button. On the right side of the dashboard, there is a 'Welcome to online Application e-services' banner with a photo of a woman and a 'Start your application' button.

DATE	ID NO.	APPLICATION TYPE	STATUS	ACTION
13/12/2017	3220	Drug Registration OPHTHALMOS	APPROVED	Print Certificate
13/12/20...	3223	PV Plan	APPROVED	Print Approval Letter
13/12/20...	3221	Stability Review	APPROVED	
13/12/20...	3222	BE Review	APPROVED	
13/12/2017	3217	Free Sale Certificate for Export Purposes Kenicet™	WAITING FOR APPROVAL	

2.4 REGISTERED MEDICAL PRODUCT MINOR VARIATION

Log into the system using your credentials and then click on start new application link

The screenshot shows the MOHAP dashboard with the following elements:

- Top navigation bar: عربي, Home, Contact Us, Help, 0, Account
- Logo: UNITED ARAB EMIRATES MINISTRY OF HEALTH & PREVENTION
- Navigation menu: Dashboard, My applications, Payments, **New Application** (highlighted with a blue arrow)
- Search icon: Q
- Main content area:
 - Status** section with a refresh icon.
 - Table of application statuses:

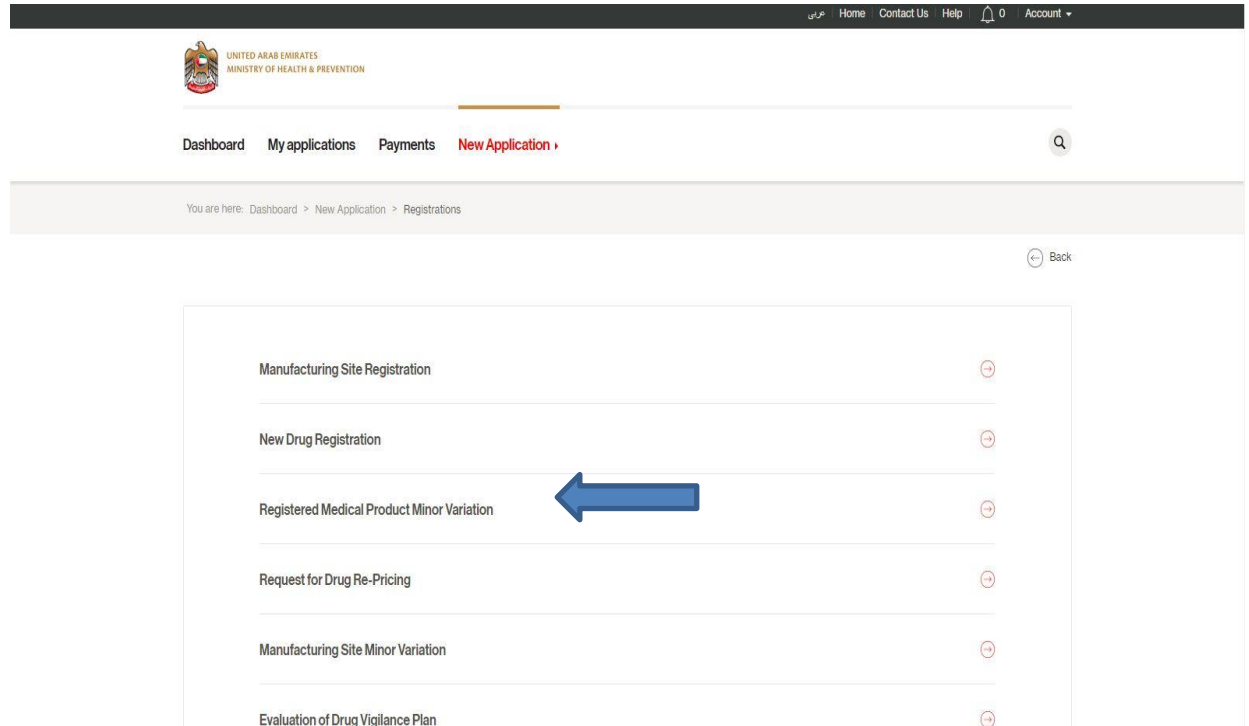
DATE	ID NO.	APPLICATION TYPE	STATUS	ACTION
24/12/2017	3534	Re-Export Drugs	WAITING FOR PAYMENT	Pay
25/12/2017	3547	Authorization for Medical Product By Local Agent	APPROVED	Print Authorization
24/12/2017	3531	Authorization for Medical Product By Local Agent	APPROVED	Print Authorization
24/12/2017	3529	Request for Drug Re-Pricing	APPROVED	Print Certificate
24/12/2017	3527	Free Sale Certificate for Export Purposes CLAMOX 457 mg / 5 ml	APPROVED	Print Certificate
 - [View all](#) button
 - Welcome to online Application e-services** banner with a woman at a computer and a red [Start your application](#) button (highlighted with a blue arrow).

Click on registration tile

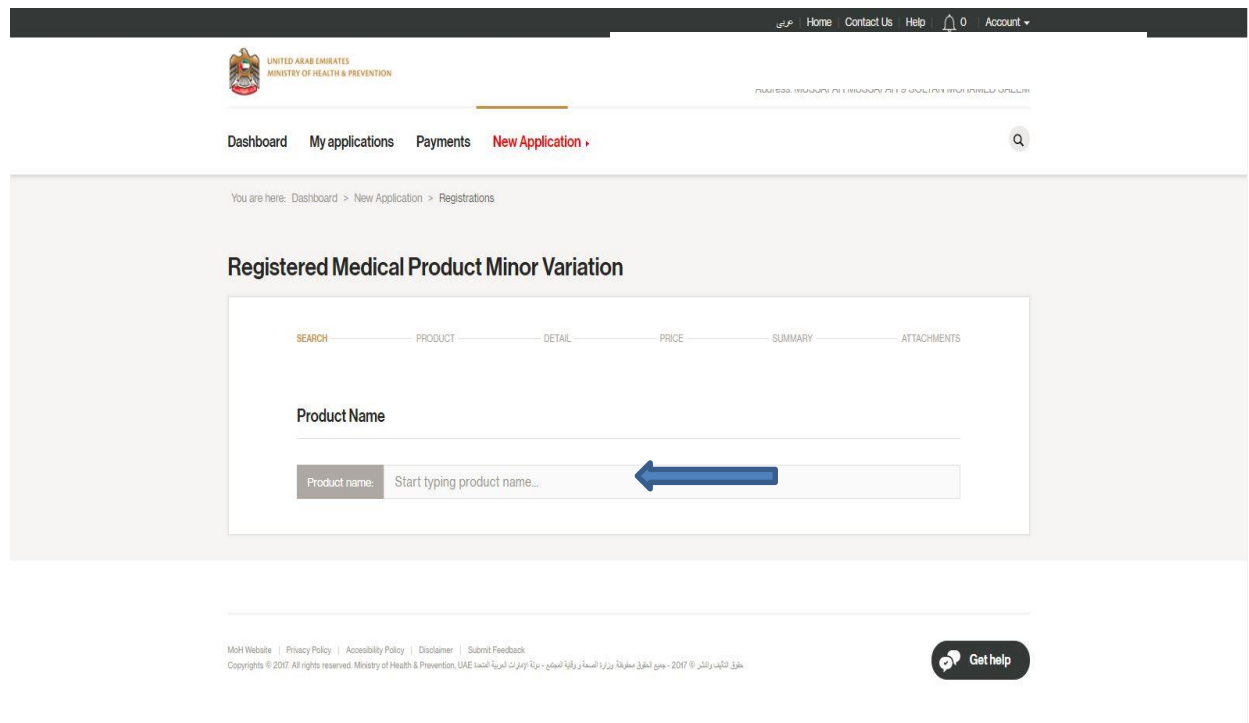
The screenshot shows the MOHAP dashboard with the following elements:

- Top navigation bar: عربي, Home, Contact Us, Help, 0, Account
- Logo: UNITED ARAB EMIRATES MINISTRY OF HEALTH & PREVENTION
- Navigation menu: Dashboard, My applications, Payments, **New Application** (highlighted with a blue arrow)
- Search icon: Q
- Breadcrumb: You are here: Dashboard > New Application
- Main content area:
 - Grid of application tiles:
 - Import
 - Export
 - Registrations** (highlighted with a blue arrow)
 - Issuing Certificates
 - Authorizations

The system takes you to the services screen, click on drug registration



Start type the product name, the system will filter the results based on the entered characters



Modify the data of the drug to the desired change; you can reach to more information on the product by navigating over the product tabs. Or by clicking on next button at the bottom of

the page, please note that if there is any mandatory field empty, then you need to enter the correct values.

Registered Medical Product Minor Variation

SEARCH — PRODUCT — DETAIL — PRICE — SUMMARY — ATTACHMENTS

Minor Variation Type:
Minor Variation Type

Product Details

Trade Name *
CLAMOX

Product Class
Conventional Medicines

Product Sub Class
N/A

Description

Route of Administration
ORAL

The summary page shows the changes or modifications done on the application, where it shows the application and the new value so you can review the changes one more time before submitting it to MOHAP for review. The old data highlighted in pink and the new data is highlighted in blue

Registered Medical Product Minor Variation

SEARCH — PRODUCT — DETAIL — PRICE — **SUMMARY** — ATTACHMENTS

Summary

Product Details

Trade Name:	CLAMOX	CLAMOX
Product Class:	Conventional Medicines	Conventional Medicines
Product Sub Class:	N/A	N/A
Description:	---	---

Route of Administration:

ORAL	
	NASAL

Composition (Active Ingredients)

Substance Name clavulanic acid Quantity 125 Description Diluted Potassium Clavulanate BP 300.6 mg	Substance Name clavulanic acid Quantity 125 Description Diluted Potassium Clavulanate BP 300.6 mg
---	---

After you review the changes, click on next to attach the supportive documents and to perform the payment.

Public Price in Country of Origin

Exfactory Price 36.8 Currency U.A.E. Dirham Wholesale Price 0 Currency U.A.E. Dirham Public Price 0 Currency U.A.E. Dirham	Pack Size 12 Exfactory Price 36.8 Currency U.A.E. Dirham Wholesale Price 0 Currency U.A.E. Dirham Public Price 0 Currency U.A.E. Dirham
---	---

Public Price in Other Countries

Prices in Reference Books

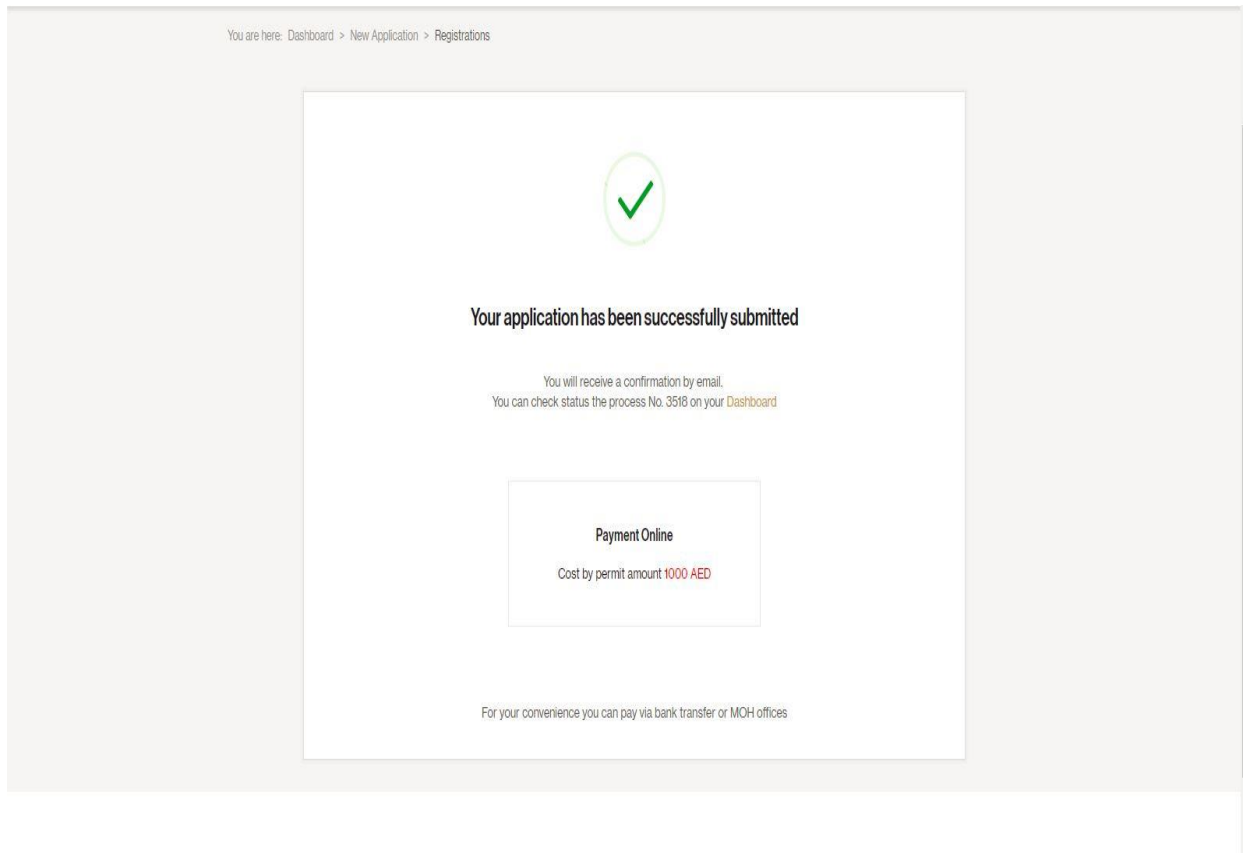
Public Price in Country of Origin

Attach the support documents and accept the terms and conditions, the click over apply

Patent letter with copy of the patent references	Upload
Registration and Marketing status in other countries (with copies of registration certificates)	Upload
Original legalised Price Certificate	Upload
Other documents related for Price (Comparative studies)	Upload
Responses to questions and other requested documents (Updates, questions, queries)	Upload
Summary and Protocol of the Bioequivalence study	Upload
Approval of the Bioequivalence study by the Health Authorities	Upload
Module 2	Upload
Module 3	Upload
Module 4	Upload
<input type="button" value="Add new document"/>	
<input type="button" value="← Back"/>	

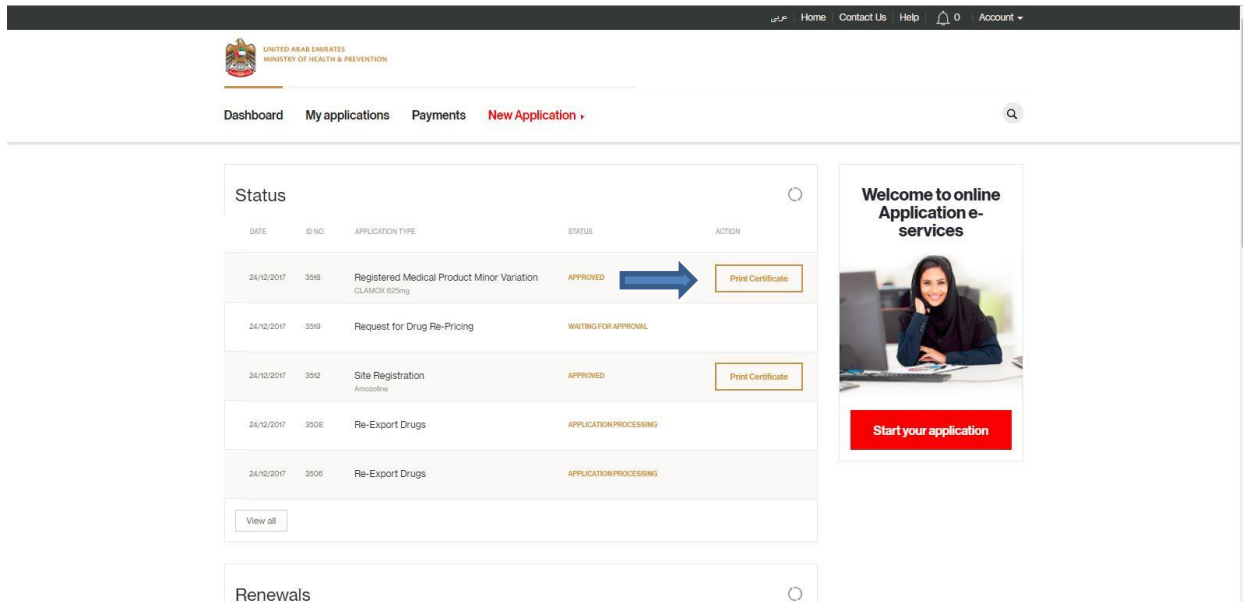
I accept general Terms & Conditions *

After submitting the application a successful message displayed to the user, and the permit fees is generated. The user can perform the payment from this screen by clicking over the amount, where the system directs you to the payment screen.



Alternatively, the user can go to the payment screen in the dashboard and click over the pay button and perform the payment.

To view the application status go to dashboard, and once the permit is approved click on “Print Permit” button on the dashboard to view and print the permit.



The screenshot shows the user dashboard for the Ministry of Health & Prevention. At the top, there is a navigation bar with links for Home, Contact Us, Help, and Account. Below this is a search bar and a main navigation menu with options: Dashboard, My applications, Payments, and New Application. The main content area is divided into two sections. On the left, there is a 'Status' section with a table of applications. On the right, there is a 'Welcome to online Application e-services' banner featuring a woman at a computer and a 'Start your application' button.

DATE	ID NO	APPLICATION TYPE	STATUS	ACTION
24/12/2017	3518	Registered Medical Product Minor Variation CLAMOX 625mg	APPROVED	Print Certificate
24/12/2017	3519	Request for Drug Re-Pricing	WAITING FOR APPROVAL	
24/12/2017	3512	Site Registration Amoxicillin	APPROVED	Print Certificate
24/12/2017	3508	Re-Export Drugs	APPLICATION PROCESSING	
24/12/2017	3506	Re-Export Drugs	APPLICATION PROCESSING	

Below the table is a 'View all' button. Underneath the table is a 'Renewals' section with a refresh icon.

2.5 REQUEST FOR DRUG RE-PRICING

Log into the system using your credentials and then click on start new application link

Dashboard My applications Payments **New Application**

DATE	ID NO.	APPLICATION TYPE	STATUS	ACTION
24/12/2017	3534	Re-Export Drugs	WAITING FOR PAYMENT	Pay
25/12/2017	3547	Authorization for Medical Product By Local Agent	APPROVED	Print Authorization
24/12/2017	3531	Authorization for Medical Product By Local Agent	APPROVED	Print Authorization
24/12/2017	3529	Request for Drug Re-Pricing	APPROVED	Print Certificate
24/12/2017	3527	Free Sale Certificate for Export Purposes CLAMOX 457 mg / 5 ml	APPROVED	Print Certificate

View all

Welcome to online Application e-services

Start your application

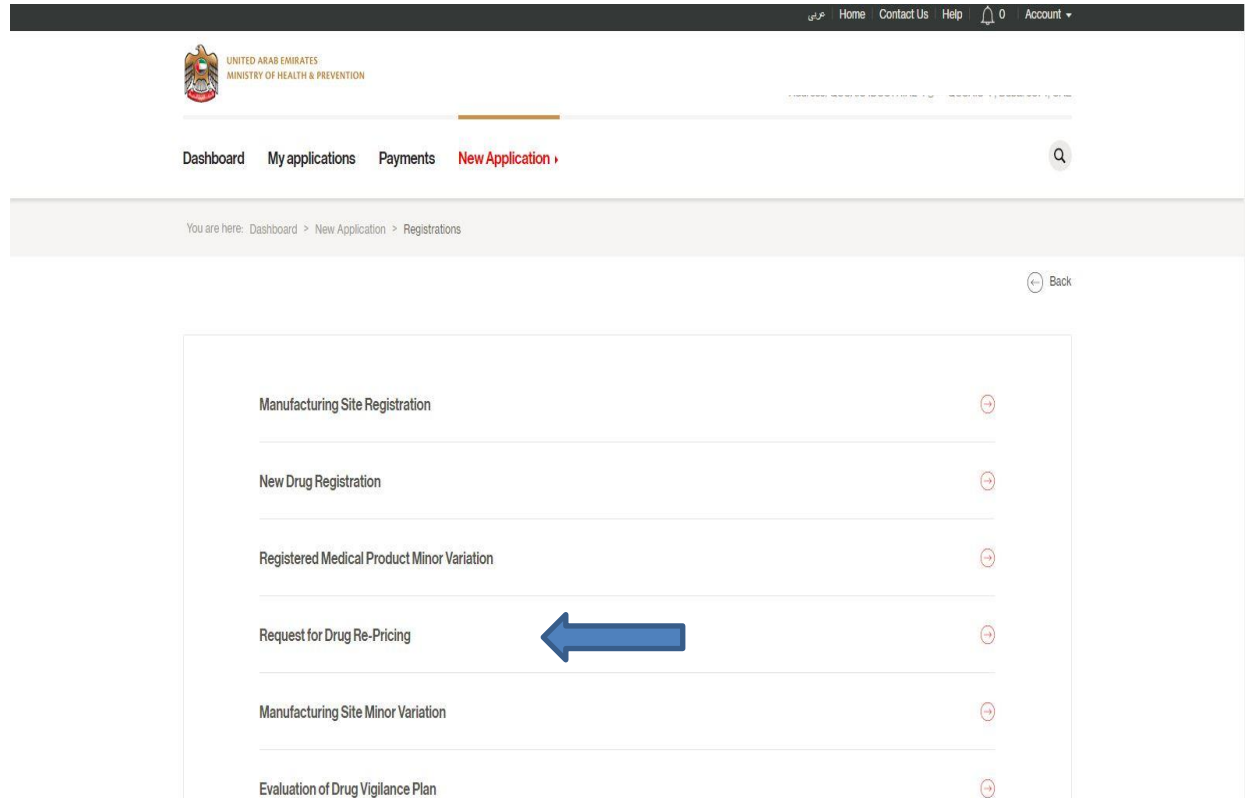
Click on registration tile

Dashboard My applications Payments **New Application**

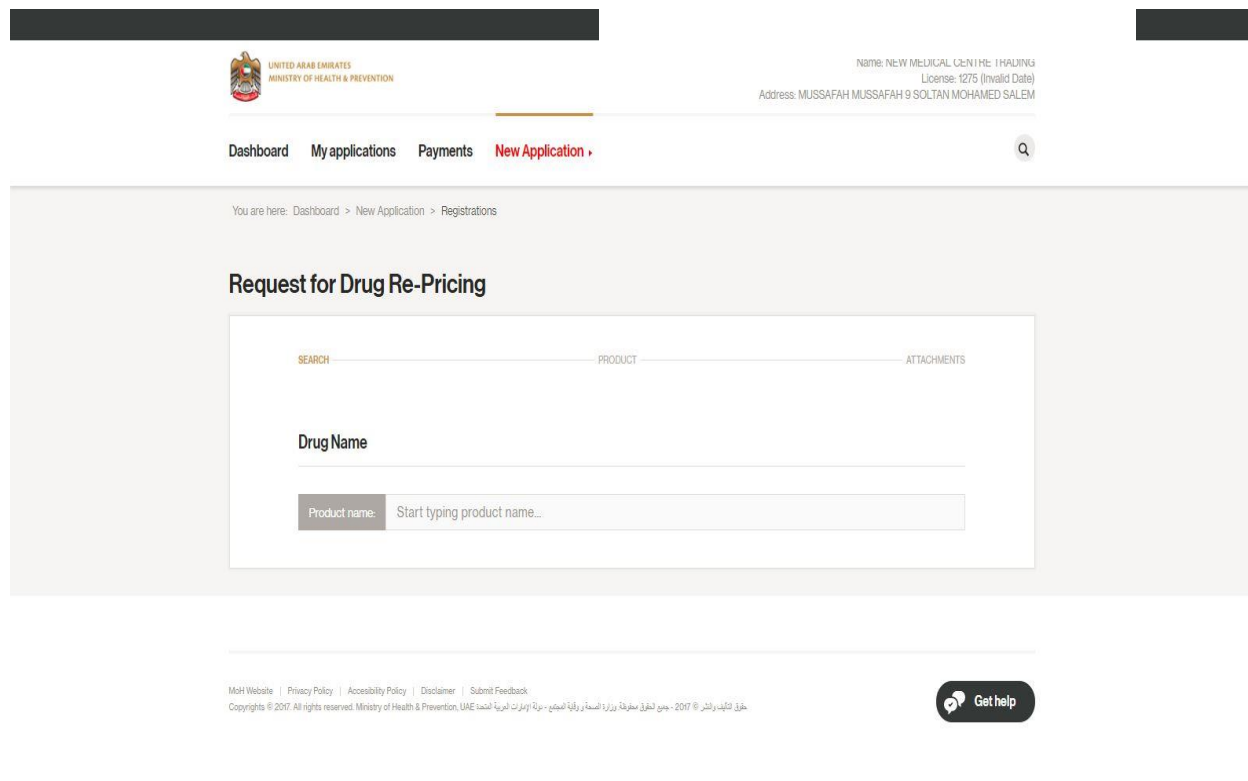
You are here: Dashboard > New Application

Import Export Registrations Issuing Certificates Authorizations

The system takes you to the services screen, click on drug registration



Start type the product name, the system filters the products based on the entered characters



Enter the new proposed CIF price, select the currency, and provide the reason of repricing and then click on Next

Dispensing Mode
Prescription Only Medicine (POM)

Current CIF
8.9

Current CIF Currency
U.S. Dollar

New Proposed CIF Price

Proposed CIF *
20

Proposed Currency *
U.A.E. Dirham

Reason for Repricing
Increment of the price from the manufacturer

← Back Next

Upload the support documents; accept the terms and conditions and then click on Apply button

Dashboard My applications Payments **New Application** ▾

You are here: Dashboard > New Application > Registrations

Request for Drug Re-Pricing

SEARCH PRODUCT ATTACHMENTS

Document Attachments

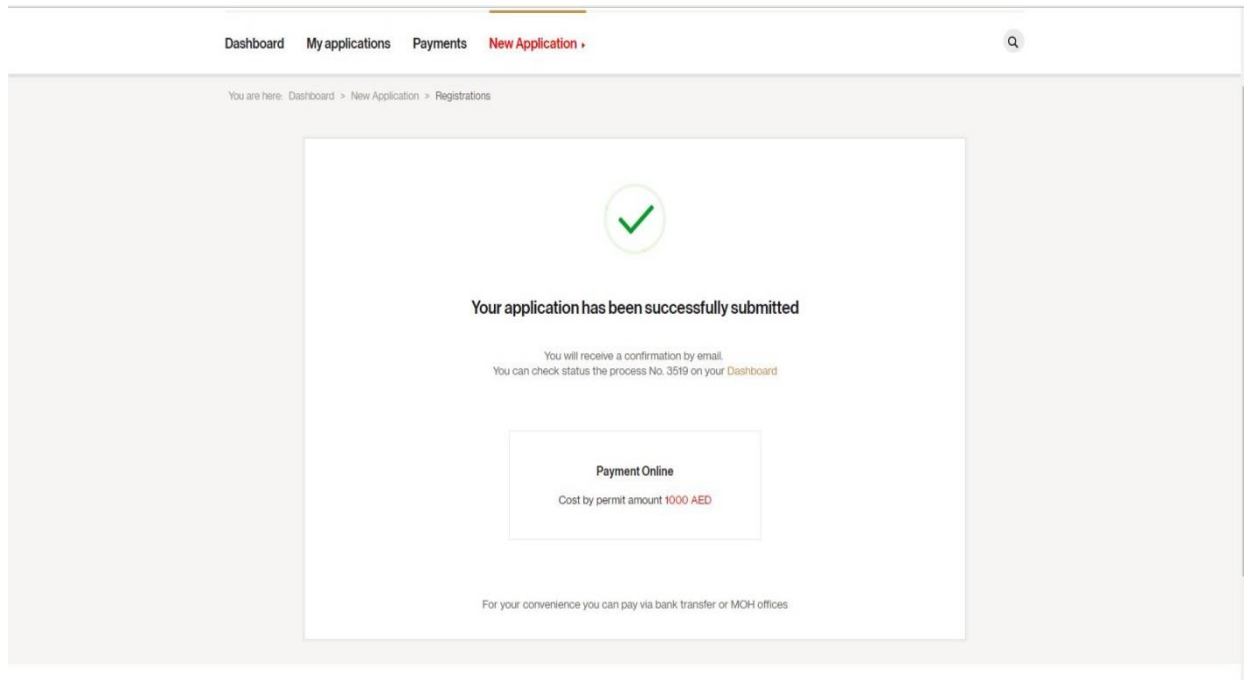
Certificate of pricing of pharmaceutical product issued by the company Upload

Add new document

← Back Apply

I accept general Terms & Conditions *

After submitting the application a successful message displayed to the user, and the permit fees is generated. The user can perform the payment from this screen by clicking over the amount, where the system directs you to the payment screen.



Alternatively, the user can go to the payment screen in the dashboard and click over the pay button and perform the payment.

Navigate to the dashboard to view the status of the application; the initial status will be “Waiting for approval”



Dashboard My applications Payments **New Application**



Status



DATE	ID NO.	APPLICATION TYPE	STATUS	ACTION
24/12/2017	3519	Request for Drug Re-Pricing	WAITING FOR APPROVAL	
24/12/2017	3518	Registered Medical Product Minor Variation CLAMOX 625mg	WAITING FOR APPROVAL	
24/12/2017	3512	Site Registration Amazoline	APPROVED	Print Certificate
24/12/2017	3508	Re-Export Drugs	APPLICATION PROCESSING	
24/12/2017	3506	Re-Export Drugs	APPLICATION PROCESSING	

[View all](#)

Welcome to online Application e-services



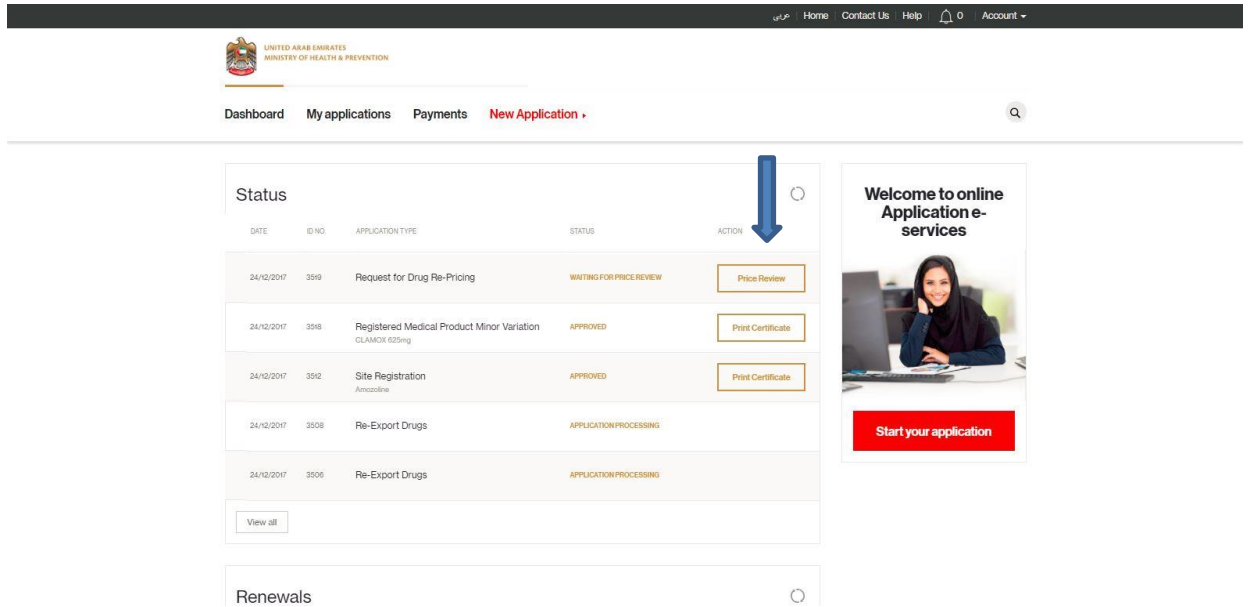
[Start your application](#)

Renewals

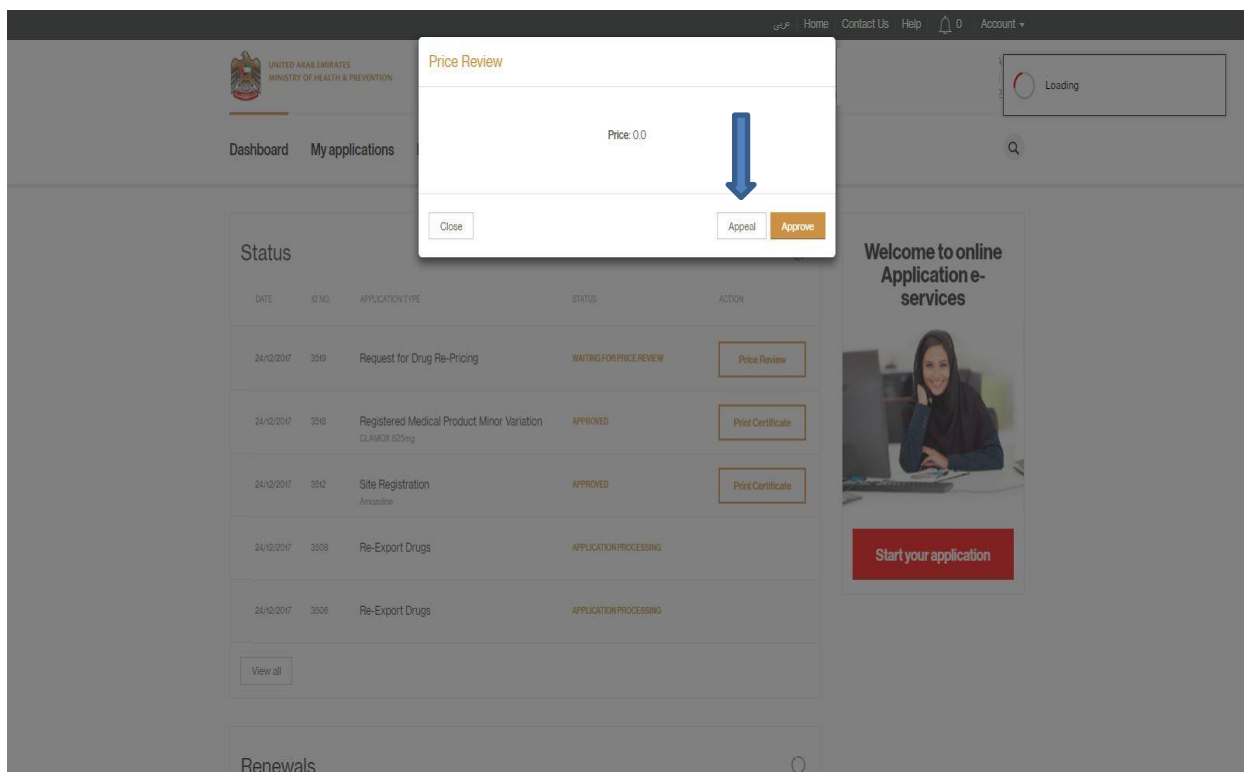


After MOH approve the permit, the application status will be changed to waiting for price review, and a new button is displayed next to the application to review the approved price by MOH, You can do the following,

- Accept MOH approved price → click over “Approve” button.
- Do not accept the price and request for appeal → click over “Appeal” button.



Click over “Appeal” button



Click over “Pay” button, the system takes you to the payment screen, do the payment and wait till MOH review the application again.

The screenshot shows the user interface of the MOH e-services application. At the top, there is a navigation bar with links for Home, Contact Us, Help, and Account. Below this is a secondary navigation bar with links for Dashboard, My applications, Payments, and New Application. The main content area features a 'Status' table with the following data:

DATE	ID NO.	APPLICATION TYPE	STATUS	ACTION
24/12/2017	3519	Request for Drug Re-Pricing	WAITING FOR PAYMENT	Pay
24/12/2017	3518	Registered Medical Product Minor Variation CLAMOX 625mg	APPROVED	Print Certificate
24/12/2017	3512	Site Registration Amazoline	APPROVED	Print Certificate
24/12/2017	3508	Re-Export Drugs	APPLICATION PROCESSING	
24/12/2017	3506	Re-Export Drugs	APPLICATION PROCESSING	

Below the table is a 'View all' button. To the right of the table is a 'Renewals' section. On the right side of the dashboard, there is a 'Welcome to online Application e-services' banner with a photo of a woman and a 'Start your application' button.

The status of the request will be “Waiting for approval”

This screenshot shows the same dashboard as above, but the status of the 'Request for Drug Re-Pricing' application has changed to 'WAITING FOR APPROVAL'. The 'Pay' button is no longer visible in the action column for this row. The rest of the interface, including the navigation bars and the 'Welcome to online Application e-services' banner, remains the same.

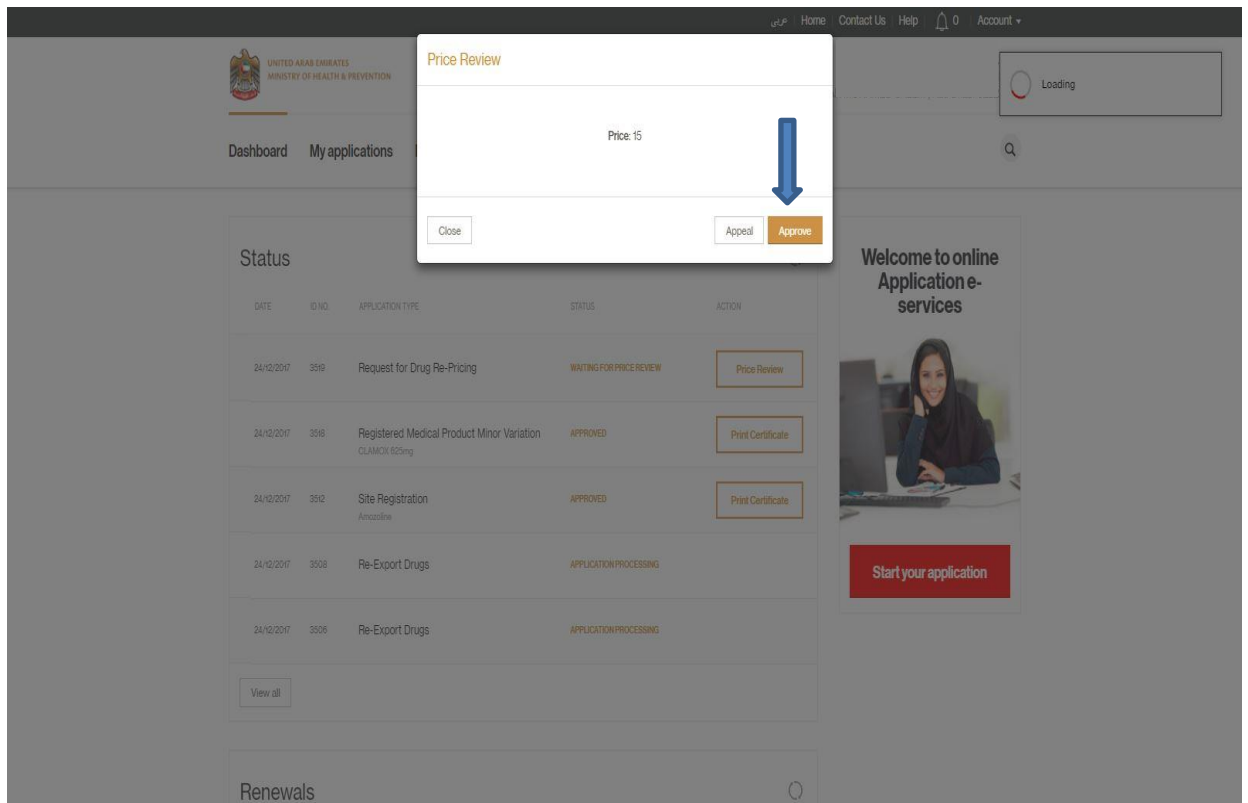
DATE	ID NO.	APPLICATION TYPE	STATUS	ACTION
24/12/2017	3519	Request for Drug Re-Pricing	WAITING FOR APPROVAL	
24/12/2017	3518	Registered Medical Product Minor Variation CLAMOX 625mg	APPROVED	Print Certificate
24/12/2017	3512	Site Registration Amazoline	APPROVED	Print Certificate
24/12/2017	3508	Re-Export Drugs	APPLICATION PROCESSING	
24/12/2017	3506	Re-Export Drugs	APPLICATION PROCESSING	

After MOH review, the application status will change to “Waiting for Price Review” and the “Price Review” button is enabled again.

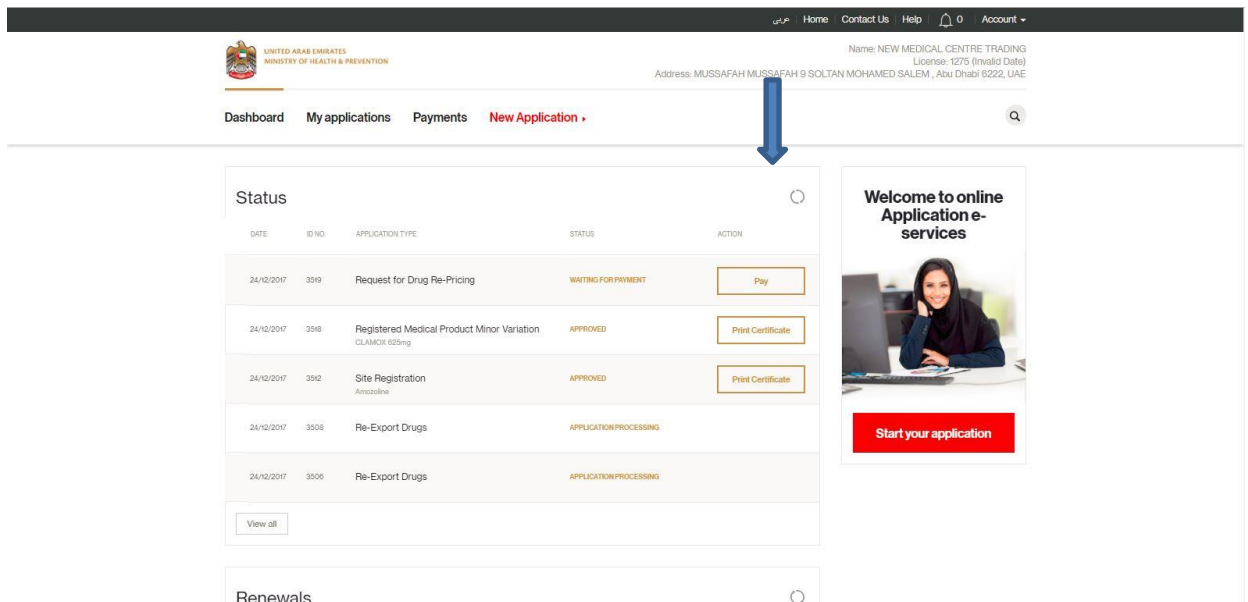
The screenshot displays the user interface of the MOHAP system. At the top, there is a navigation bar with links for Home, Contact Us, Help, and Account. Below this is the MOHAP logo and a search bar. The main navigation menu includes Dashboard, My applications, Payments, and New Application. The central part of the page features a 'Status' section with a table of applications. A blue arrow points to the 'Price Review' button for the application with status 'WAITING FOR PRICE REVIEW'. To the right, there is a promotional banner for online application services with a 'Start your application' button. Below the status section is a 'Renewals' section.

DATE	ID NO.	APPLICATION TYPE	STATUS	ACTION
24/12/2017	3519	Request for Drug Re-Pricing	WAITING FOR PRICE REVIEW	Price Review
24/12/2017	3518	Registered Medical Product Minor Variation CLAMOXIL 625mg	APPROVED	Print Certificate
24/12/2017	3512	Site Registration Amoxicline	APPROVED	Print Certificate
24/12/2017	3508	Re-Export Drugs	APPLICATION PROCESSING	
24/12/2017	3506	Re-Export Drugs	APPLICATION PROCESSING	

Click on the Price review button and the click on approve



After approving the permit, you need to pay the permit fees and then you will be able to print the permit



Print the permit by clicking on Print Certificate button

The screenshot displays the user interface of the MOHAP e-services application. At the top, there is a navigation bar with links for Home, Contact Us, Help, and Account. Below this is a header section with the MOHAP logo and a search icon. The main content area is divided into two columns. The left column features a 'Status' section with a table of applications. The right column contains a 'Welcome to online Application e-services' banner with a 'Start your application' button. Below the 'Status' section is a 'Renewals' section.

DATE	ID NO	APPLICATION TYPE	STATUS	ACTION
24/12/2017	3519	Request for Drug Re-Pricing	APPROVED	Print Certificate
24/12/2017	3518	Registered Medical Product Minor Variation CLAMOX 625mg	APPROVED	Print Certificate
24/12/2017	3512	Site Registration Amoxicline	APPROVED	Print Certificate
24/12/2017	3508	Re-Export Drugs	APPLICATION PROCESSING	
24/12/2017	3506	Re-Export Drugs	APPLICATION PROCESSING	

[View all](#)

Renewals

Welcome to online Application e-services

[Start your application](#)

2.6 MANUFACTURING SITE MINOR VARIATION

Log into the system using your credentials and then click on start new application link

UNITED ARAB EMIRATES
MINISTRY OF HEALTH & PREVENTION

Dashboard My applications Payments **New Application**

DATE	ID NO.	APPLICATION TYPE	STATUS	ACTION
24/12/2017	3534	Re-Export Drugs	WAITING FOR PAYMENT	Pay
25/12/2017	3547	Authorization for Medical Product By Local Agent	APPROVED	Print Authorization
24/12/2017	3531	Authorization for Medical Product By Local Agent	APPROVED	Print Authorization
24/12/2017	3529	Request for Drug Re-Pricing	APPROVED	Print Certificate
24/12/2017	3527	Free Sale Certificate for Export Purposes CLAMOX 457 mg / 5 ml	APPROVED	Print Certificate

View all

Welcome to online Application e-services

Start your application

Click on registration tile

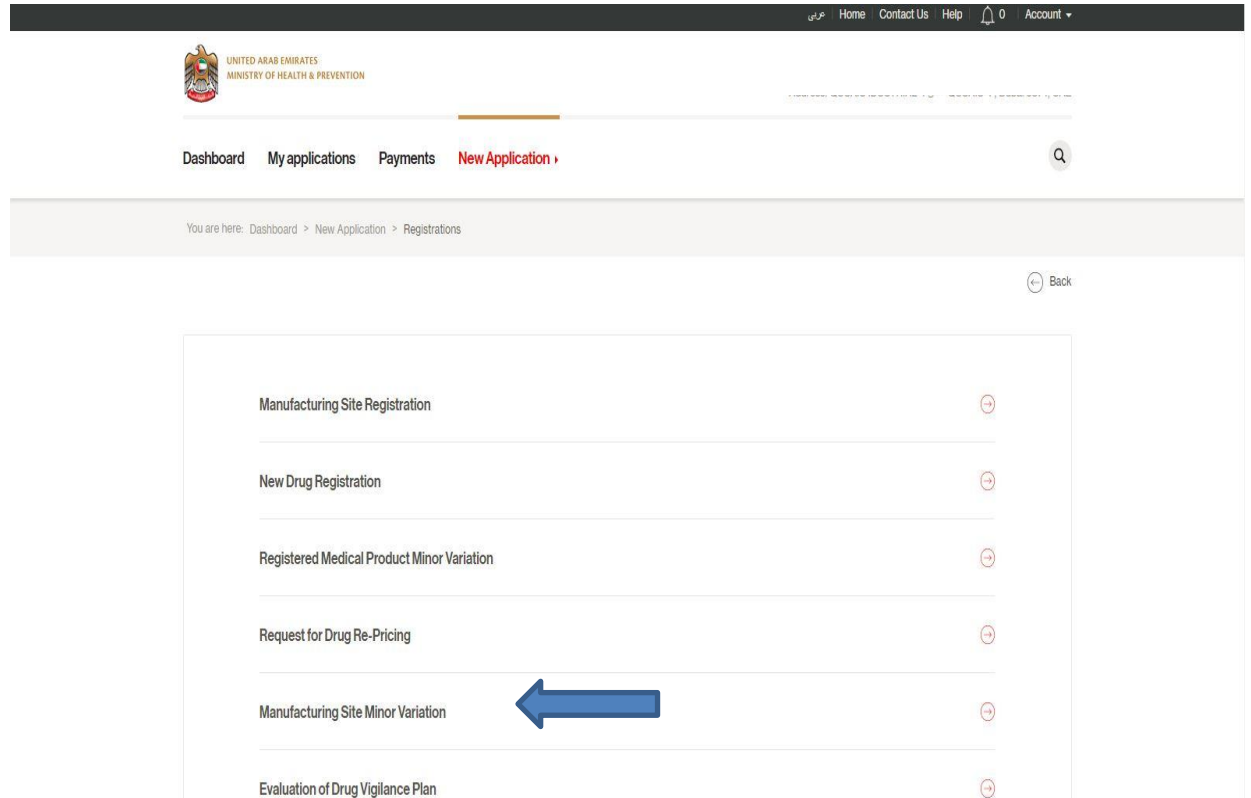
UNITED ARAB EMIRATES
MINISTRY OF HEALTH & PREVENTION

Dashboard My applications Payments **New Application**

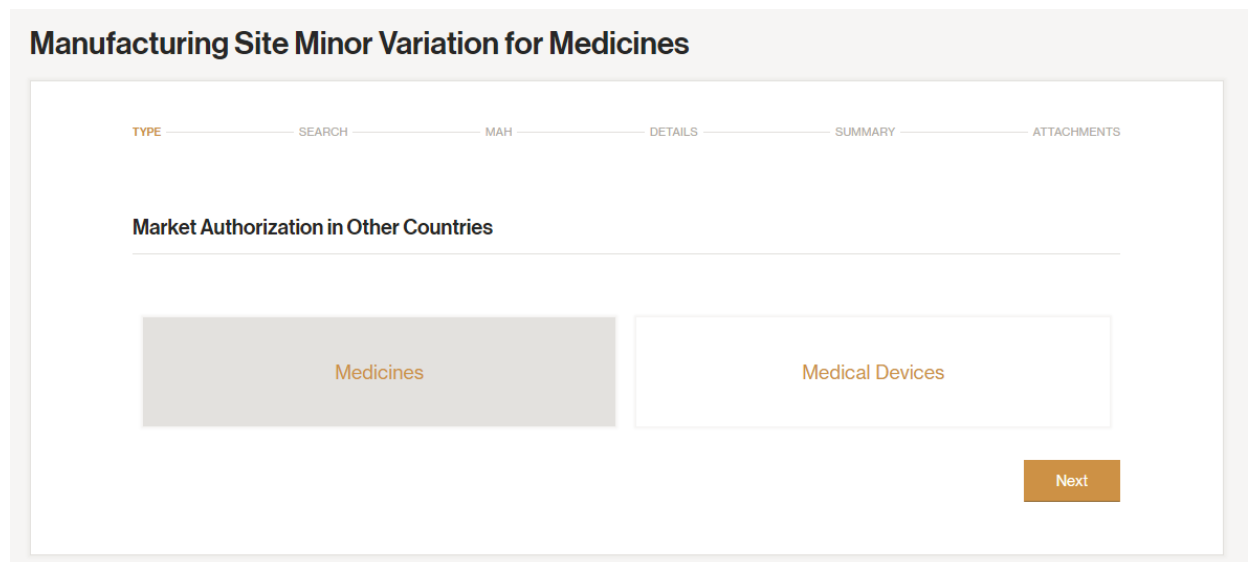
You are here: Dashboard > New Application

Import Export Registrations Issuing Certificates Authorizations

The system takes you to the services screen, click on drug registration



Select Medicines or Medical Devices and then click “Next”



Start typing the site name, the system filters the sites based on the entered characters

Manufacturing Site Minor Variation for Medical Devices

The screenshot shows a web interface for searching manufacturing sites. At the top, there is a horizontal navigation bar with tabs: TYPE, SEARCH (highlighted in orange), MAH, DETAILS, SUMMARY, and ATTACHMENTS. Below the navigation bar, the word "Search" is displayed in bold. Underneath, the text "Choose:" is followed by a search input field. The input field has a dark grey label "Manufacturing Site name:" and a light grey placeholder text "Start typing MAnufacturing Site name...".

Modify the data of the drug to the desired change; you can reach to more information on the product by navigating over the product tabs. Or by clicking on next button at the bottom of the page, please note that if there is any mandatory field empty, then you need to enter the correct values.

Once you make sure that the changes are correct, click on next to attach the supportive documents and to perform the payment

Activities Carried Out

	Batch releaser (certification)
--	--------------------------------

Production Lines

Level 1 Sterile Products-Aseptically prepared (Dosage Forms) Level 2 Lyophilisates	Level 1 Sterile Products-Ternally Sterilized (Dosage Forms) Level 2 Lyophilisates
Level 1 Sterile Products-Ternally Sterilized (Dosage Forms) Level 2 Lyophilisates	Level 1 Sterile Products-Ternally Sterilized (Dosage Forms) Level 2 Lyophilisates

Category of Products

Conventional Medicines	Conventional Medicines
------------------------	------------------------

List of other Manufacturing site (s) subsidiary/contracted with the company

Quality Management System

Type of an established:	---	---
Company Name:	---	---
Address:	---	---
PO Box:	---	---
Country:	---	---
City:	---	---

Countries that Devices are approved and sold

Documentation Procedures

< Back

Save

Next

Attach the required document, accept the terms and conditions and then click on Apply

Manufacturing Site Minor Variation for Medical Devices

TYPE — SEARCH — MAH — DETAILS — SUMMARY — ATTACHMENTS

Document Attachments

A legalized letter issued by the company on its original letterhead, signed and stamped by the responsible person in the company, authorizing a person or a local establishment to submit the registration files on its behalf, to the Drug Control Departmenten

Upload

Legalized valid Manufacturing License issued by the competent authority in country of origin

Upload

Legalized current GMP certificate issued by the competent authority in country of origin

Upload

List of the products manufactured and/or assembly by the site

Upload

Site Master file

Upload

Notarized copies of registration certificates or evidence of GMP certification from other countries where the manufacture site is registered

Upload

Add new document

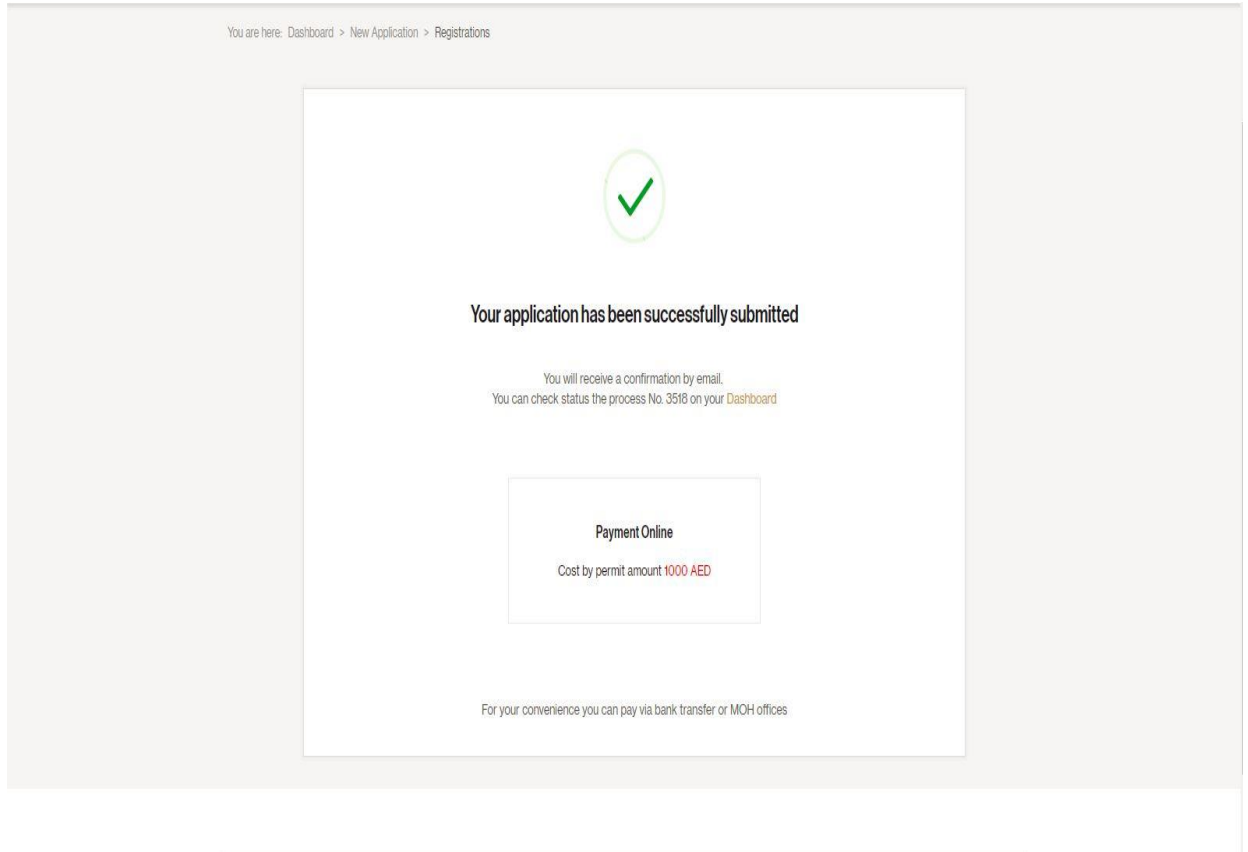
← Back

I accept general Terms & Conditions *

Apply

After submitting the application a successful message displayed to the user, and the permit fees is generated. The user can perform the payment from this screen by clicking over the


amount, where the system directs you to the payment screen.



Alternatively, the user can go to the payment screen in the dashboard and click over the pay button and perform the payment.

To view the application status go to dashboard, and once the permit is approved click on “Print Permit” button on the dashboard to view and print the permit.

عربي Home Contact Us Help 0 Account



UNITED ARAB EMIRATES
MINISTRY OF HEALTH & PREVENTION

Name: NEW MEDICAL CENTRE TRADING
License: 1275 (Invalid Date)
Address: MUSSAFAH MUSSAFAH 9 SOLTAN MOHAMED SALEM , Abu Dhabi 6222, UAE


Dashboard My applications Payments **New Application** Q

Status 🔄

DATE	ID NO.	APPLICATION TYPE	STATUS	ACTION
26/12/2017	3602	Manufacturing Site Minor Variation INSTITUTO BIOCHIMICON PAVESE PHARMA I.B.P	APPROVED	Print Certificate
26/12/2017	3599	Authorization for Medical Product By Local Agent	WAITING FOR APPROVAL	
26/12/2017	3597	Authorization for Medical Product By Local Agent	APPROVED	Print Authorization
26/12/2017	3596	Authorization for Medical Product By Local Agent	WAITING FOR APPROVAL	
26/12/2017	3595	Authorization for Medical Product By Local Agent	WAITING FOR APPROVAL	

[View all](#)

Welcome to online Application e-services



Start your application

2.7 EVALUATION OF DRUG VIGILANCE PLAN

Log into the system using your credentials and then click on start new application link

The screenshot shows the user interface of the Ministry of Health & Prevention e-services. At the top, there is a navigation bar with links for 'Home', 'Contact Us', 'Help', and 'Account'. Below this is the Ministry's logo and name. The main navigation menu includes 'Dashboard', 'My applications', 'Payments', and 'New Application'. A blue arrow points to the 'New Application' link. On the right side, there is a banner that says 'Welcome to online Application e-services' with a photo of a woman and a red button labeled 'Start your application'. A second blue arrow points to this button. The main content area displays a 'Status' table with columns for DATE, ID NO., APPLICATION TYPE, STATUS, and ACTION. The table contains five rows of application records. A 'View all' button is located at the bottom left of the table.

DATE	ID NO.	APPLICATION TYPE	STATUS	ACTION
24/12/2017	3534	Re-Export Drugs	WAITING FOR PAYMENT	Pay
25/12/2017	3547	Authorization for Medical Product By Local Agent	APPROVED	Print Authorization
24/12/2017	3531	Authorization for Medical Product By Local Agent	APPROVED	Print Authorization
24/12/2017	3529	Request for Drug Re-Pricing	APPROVED	Print Certificate
24/12/2017	3527	Free Sale Certificate for Export Purposes CLAMOX 457 mg / 5 ml	APPROVED	Print Certificate

Click on registration tile

The screenshot shows the 'New Application' page. At the top, there is a navigation bar with links for 'Home', 'Contact Us', 'Help', and 'Account'. Below this is the Ministry's logo and name. The main navigation menu includes 'Dashboard', 'My applications', 'Payments', and 'New Application'. A breadcrumb trail indicates 'You are here: Dashboard > New Application'. The main content area displays five tiles: 'Import', 'Export', 'Registrations', 'Issuing Certificates', and 'Authorizations'. A blue arrow points to the 'Registrations' tile.

The system takes you to the services screen, click on drug registration

The screenshot shows the user interface of the MOHAP E-Services Application. At the top, there is a navigation bar with links for 'Home', 'Contact Us', 'Help', and 'Account'. Below this is the MOHAP logo and a search icon. The main navigation menu includes 'Dashboard', 'My applications', 'Payments', and 'New Application'. A breadcrumb trail indicates the current path: 'You are here: Dashboard > New Application > Registrations'. A 'Back' button is visible in the top right corner. The central content area displays a list of registration services, each with a right-pointing arrow icon. A blue arrow points to the 'Evaluation of Drug Vigilance Plan' option.

Manufacturing Site Registration	→
New Drug Registration	→
Registered Medical Product Minor Variation	→
Request for Drug Re-Pricing	→
Manufacturing Site Minor Variation	→
Evaluation of Drug Vigilance Plan	→

Start typing the product name, the system will filter the products based on the entered characters.

The screenshot shows the 'Evaluation of Drug Vigilance Plan' registration page. At the top, there is a navigation bar with 'Home', 'Contact Us', 'Help', and 'Account'. The user's profile information is displayed: 'Name: NEW MEDICAL CENTRE TRADING', 'License: 1275 (Invalid Date)', and 'Address: MUSSAFAH MUSSAFAH 9 SOLTAN MOHAMED SALEM'. The main navigation includes 'Dashboard', 'My applications', 'Payments', and 'New Application'. The breadcrumb trail reads 'You are here: Dashboard > New Application > Registrations'. The title of the page is 'Evaluation of Drug Vigilance Plan'. Below the title, there is a search bar with the placeholder text 'Start typing product name...'. At the bottom of the page, there is a 'Get help' button and a footer with copyright information for 2017.

Fill the PV details and then click on Next.

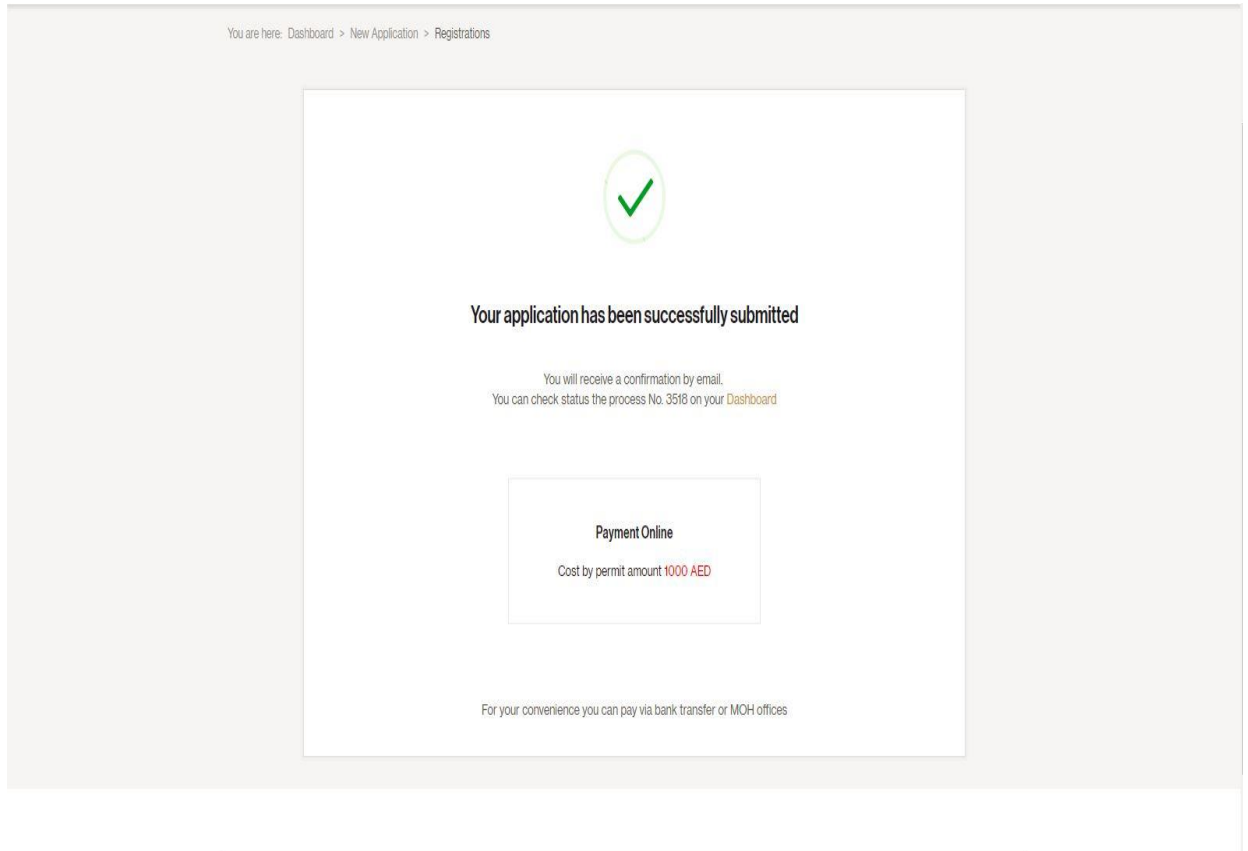
The screenshot shows the 'PV Officer' details form. The form is divided into several sections: 'Package Size Description' (70ml Plastic Bottle), 'Package Size' (70) and 'Package Size Unit' (ml), 'Shelf Life' (24), and 'Storage Conditions Text' (Store the powder in a dry place between 15°C-25°C. After reconstitution, keep in a refrigerator and use within 7 days). The 'PV Officer' section includes fields for Name (DR. ASMA HAMMAD), Address (Bayader Wadi Al Seer, P.O. BOX: 182400, Amman 11118, JORDAN), City (Amman), Country (JORDAN), Telephone (+96265802900), and Email (mohap.notifications@tuatara.pl). At the bottom of the form, there are 'Back' and 'Next' buttons.

Attach the support documents, accept terms and conditions and then click on Apply.

Periodic Drug Safety Reports (PSUR)	<input type="button" value="View"/>	<input type="button" value="Upload"/>
Special case safety requirements for patients (individual case Safety Special Situation)	<input type="button" value="View"/>	<input type="button" value="Upload"/>
Individual Cases Reporting (ICSRs)	<input type="button" value="View"/>	<input type="button" value="Upload"/>
Plan to reduce and manage drug risks	<input type="button" value="View"/>	<input type="button" value="Upload"/>
Epidemics science	<input type="button" value="View"/>	<input type="button" value="Upload"/>
Identify potential drug interactions with other foods and drugs for each class	<input type="button" value="View"/>	<input type="button" value="Upload"/>
Side effects / adverse drug reactions	<input type="button" value="View"/>	<input type="button" value="Upload"/>
Clinical and non-clinical studies of drug safety	<input type="button" value="View"/>	<input type="button" value="Upload"/>
Quality Management System	<input type="button" value="View"/>	<input type="button" value="Upload"/>
Organizational structure of the company	<input type="button" value="View"/>	<input type="button" value="Upload"/>
Pharmaceutical vigilance plan for the company	<input type="button" value="View"/>	<input type="button" value="Upload"/>
The role of the qualified person as an alert vigilant	<input type="button" value="View"/>	<input type="button" value="Upload"/>
Monitoring compliance and medical inspection	<input type="button" value="View"/>	<input type="button" value="Upload"/>
<input type="button" value="Add new document"/>		
<input type="button" value="← Back"/>		

I accept general Terms & Conditions *

After submitting the application a successful message displayed to the user, and the permit fees is generated. The user can perform the payment from this screen by clicking over the amount, where the system directs you to the payment screen.



Alternatively, the user can go to the payment screen in the dashboard and click over the pay button and perform the payment.

To view the application status go to dashboard, and once the permit is approved click on “Print Permit” button on the dashboard to view and print the permit.

The screenshot displays the user dashboard for the Ministry of Health & Prevention. At the top, there is a navigation bar with links for Home, Contact Us, Help, and Account. Below this, the dashboard header includes the ministry logo and a search icon. The main navigation menu contains 'Dashboard', 'My applications', 'Payments', and 'New Application'. The central content area features a 'Status' table with columns for DATE, ID NO., APPLICATION TYPE, STATUS, and ACTION. The table lists five applications, four of which are 'APPROVED' and have corresponding 'Print Approval Letter' or 'Print Certificate' buttons. The fifth application is 'APPLICATION PROCESSING'. A 'View all' button is located at the bottom of the table. To the right of the table is a promotional banner for 'Welcome to online Application e-services' featuring a woman at a computer and a 'Start your application' button.

DATE	ID NO.	APPLICATION TYPE	STATUS	ACTION
24/12/2017	3523	Evaluation of Drug Vigilance Plan	APPROVED	Print Approval Letter
24/12/2017	3519	Request for Drug Re-Pricing	APPROVED	Print Certificate
24/12/2017	3518	Registered Medical Product Minor Variation CLAMOX 625mg	APPROVED	Print Certificate
24/12/2017	3512	Site Registration Amoxicline	APPROVED	Print Certificate
24/12/2017	3508	Re-Export Drugs	APPLICATION PROCESSING	

[View all](#)

2.8 DRUG CLASSIFICATION

Log into the system using your credentials and then click on start new application link

The screenshot shows the user interface of the Ministry of Health & Prevention e-services. At the top, there is a navigation bar with links for 'Home', 'Contact Us', 'Help', and 'Account'. Below this is a header with the ministry's logo and name. The main navigation bar includes 'Dashboard', 'My applications', 'Payments', and 'New Application'. A blue arrow points to 'New Application'. The main content area is divided into two sections. On the left is a 'Status' table with columns for DATE, ID NO., APPLICATION TYPE, STATUS, and ACTION. The table contains five rows of application records. On the right is a 'Welcome to online Application e-services' banner with a photo of a woman and a red 'Start your application' button. A blue arrow points to this button.

DATE	ID NO.	APPLICATION TYPE	STATUS	ACTION
24/12/2017	3534	Re-Export Drugs	WAITING FOR PAYMENT	Pay
25/12/2017	3547	Authorization for Medical Product By Local Agent	APPROVED	Print Authorization
24/12/2017	3531	Authorization for Medical Product By Local Agent	APPROVED	Print Authorization
24/12/2017	3529	Request for Drug Re-Pricing	APPROVED	Print Certificate
24/12/2017	3527	Free Sale Certificate for Export Purposes CLAMOX 457 mg / 5 ml	APPROVED	Print Certificate

Click on registration tile

The screenshot shows the 'New Application' page. At the top, there is a navigation bar with links for 'Home', 'Contact Us', 'Help', and 'Account'. Below this is a header with the ministry's logo and name. The main navigation bar includes 'Dashboard', 'My applications', 'Payments', and 'New Application'. A blue arrow points to 'New Application'. Below the navigation bar is a breadcrumb trail: 'You are here: Dashboard > New Application'. The main content area displays five tiles: 'Import', 'Export', 'Registrations', 'Issuing Certificates', and 'Authorizations'. A blue arrow points to the 'Registrations' tile.

Then, click on drug registration

3 ISSUING CERTIFICATES

Under the Issuing Certificates tile, you will find the following services:

- Pricing Certificate
- Certificate of Pharmaceutical Product (CPP) for Export Purposes
- Free Sale Certificate for Export Purposes

3.1 PRICING CERTIFICATE

Log into the system using your credentials and then click on start new application link

UNITED ARAB EMIRATES
MINISTRY OF HEALTH & PREVENTION

Dashboard My applications Payments **New Application**

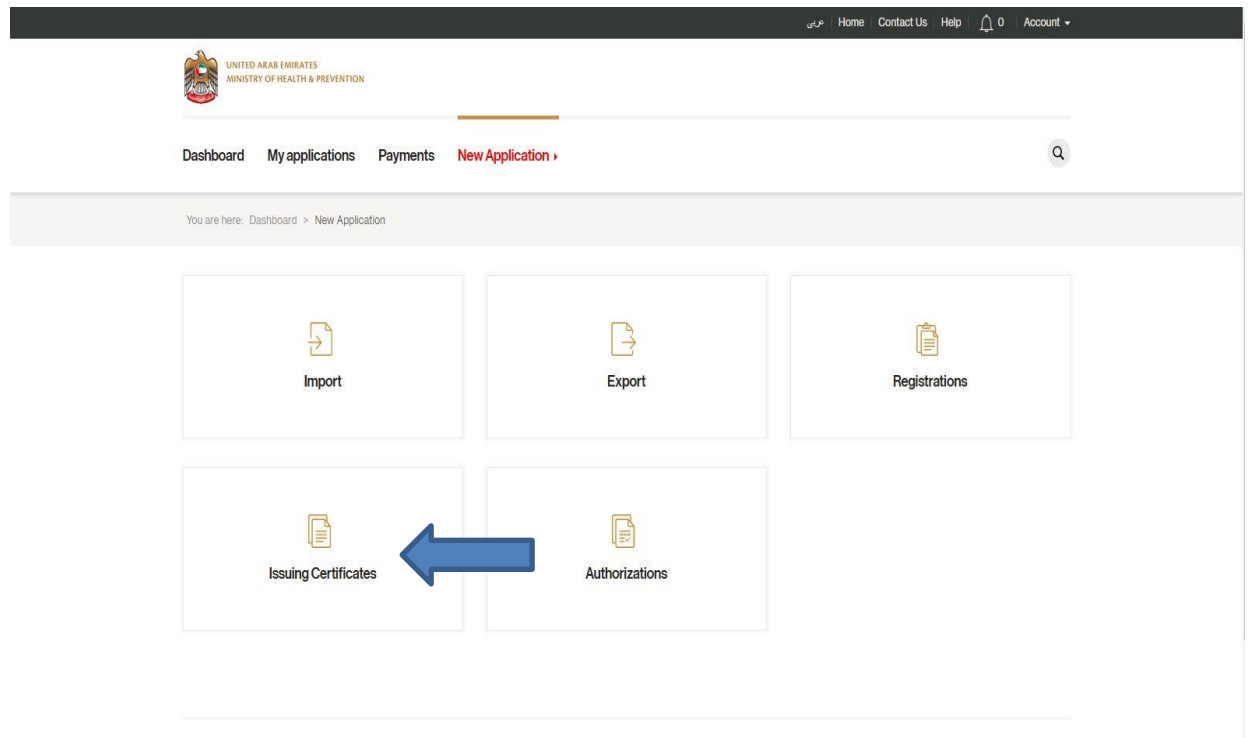
DATE	ID NO.	APPLICATION TYPE	STATUS	ACTION
24/12/2017	3534	Re-Export Drugs	WAITING FOR PAYMENT	Pay
25/12/2017	3547	Authorization for Medical Product By Local Agent	APPROVED	Print Authorization
24/12/2017	3531	Authorization for Medical Product By Local Agent	APPROVED	Print Authorization
24/12/2017	3529	Request for Drug Re-Pricing	APPROVED	Print Certificate
24/12/2017	3527	Free Sale Certificate for Export Purposes GLAMOX 457 mg / 5 ml	APPROVED	Print Certificate

View all

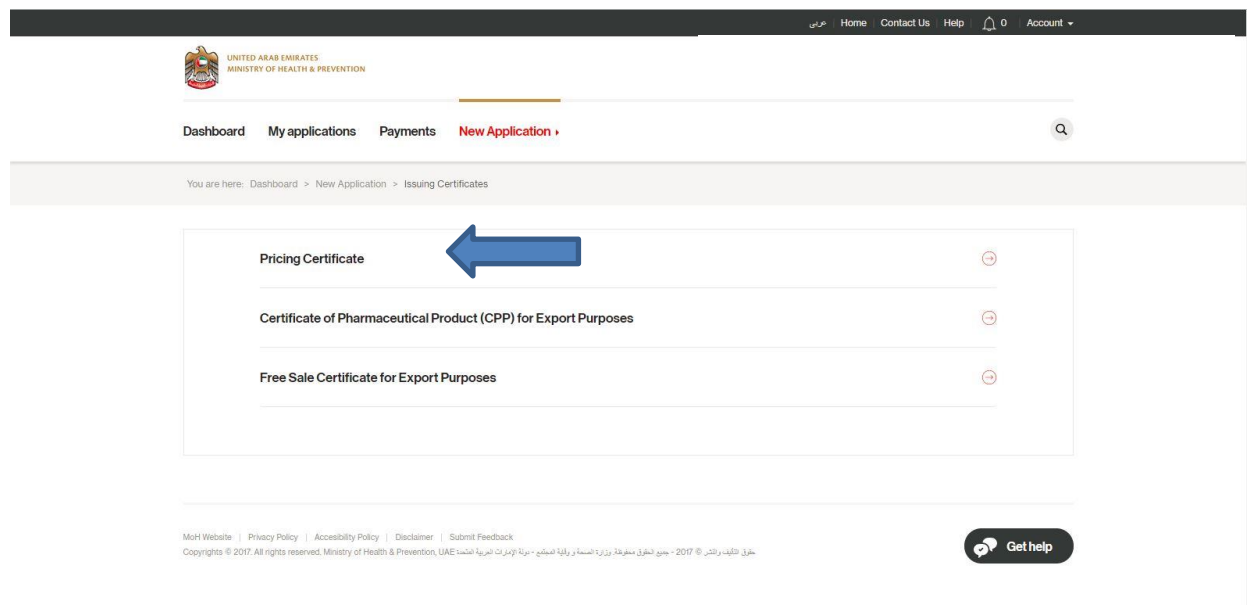
Welcome to online Application e-services

Start your application

Click on Issuing Certificates tile



Then click on pricing certificate



Start typing the product name, the system filters the product based on the entered characters


Dashboard My applications Payments **New Application** Q

You are here: Dashboard > New Application > Issuing Certificates

Pricing Certificate

SEARCH _____ PRODUCT

Product Name

Product name Start typing product 


Review product data and accept terms and conditions, and then click on Apply button

Pack Size	100	Dispensing Mode	Prescription Only Medicine (POM)
Cif Price	34.4	Cif Price Currency	Swiss Franc

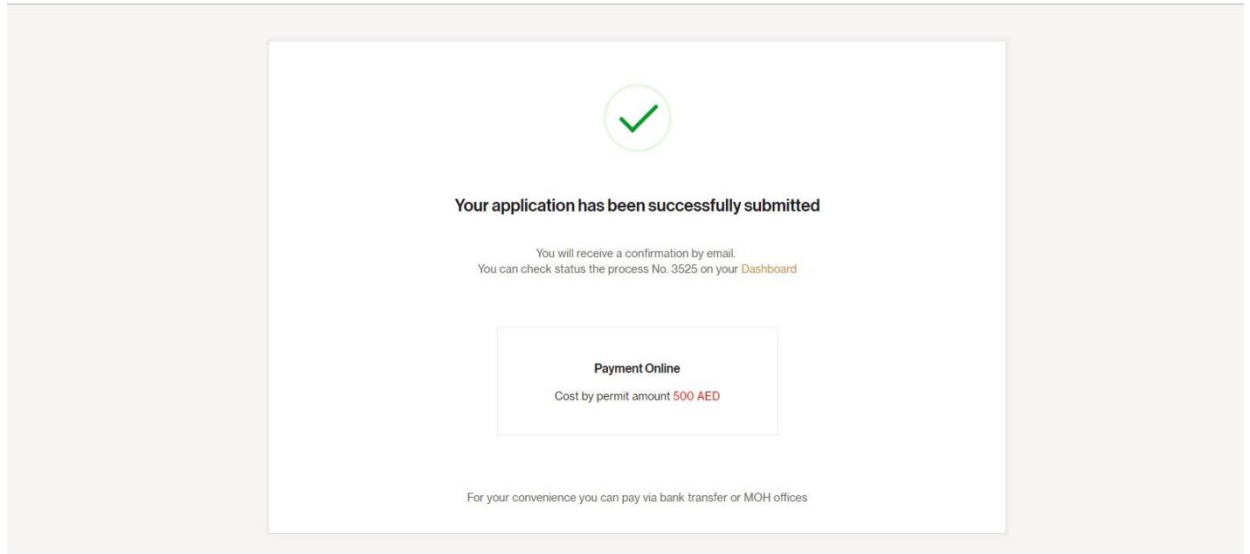
Please fill in rest the form

Remarks

I accept general Terms & Conditions *



After submitting the application a successful message displayed to the user, and the permit fees is generated. The user can perform the payment from this screen by clicking over the amount, where the system directs you to the payment screen.



Alternatively, the user can go to the payment screen in the dashboard and click over the pay button and perform the payment.

Dashboard My applications Payments **New Application** Q

You are here: Dashboard > Payments

DATE	ID NO.	APPLICATION NAME	DESCRIPTION	PRICE (AED)	PAID	ACTION
24/12/2017	3525000	Pricing Certificate	Pricing Certificate Fee	500		Pay
24/12/2017	3523000	Evaluation of Drug Vigilance Plan	Service fees	1000	24/12/2017	
24/12/2017	3519000	Request for Drug Re-Pricing	Submission And Registration	1000	24/12/2017	
24/12/2017	3519001	Request for Drug Re-Pricing	Submission And Registration	1000	24/12/2017	
24/12/2017	3519002	Request for Drug Re-Pricing	Pricing Certificate Fee	500	24/12/2017	
24/12/2017	3518000	Registered Medical Product Minor Variation	Registration Fee	1000	24/12/2017	
24/12/2017	3512000	Site Registration	Registration Fee Submission Fee	10100	24/12/2017	
24/12/2017	3503000	Drug Registration	Submission Fee Registration Fee	5100	24/12/2017	

Navigation: 1 / 1, 25 items per page, 1 - 8 of 8 items

To view the status of the application, go to dashboard

The screenshot shows the dashboard of the Ministry of Health & Prevention. At the top, there is a navigation bar with links for Home, Contact Us, Help, and Account. Below this, the dashboard header includes 'Dashboard', 'My applications', 'Payments', and 'New Application'. A search icon is also present. The main content area features a 'Status' table with the following data:

DATE	ID NO.	APPLICATION TYPE	STATUS	ACTION
24/12/2017	3525	Pricing Certificate Amoxidin® 500mg	WAITING FOR APPROVAL	
24/12/2017	3523	Evaluation of Drug Vigilance Plan	APPROVED	Print Approval Letter
24/12/2017	3519	Request for Drug Re-Pricing	APPROVED	Print Certificate
24/12/2017	3518	Registered Medical Product Minor Variation CLAMOX 625mg	APPROVED	Print Certificate
24/12/2017	3512	Site Registration Amoxidine	APPROVED	Print Certificate

Below the table is a 'View all' button. To the right of the table is a promotional banner for 'Welcome to online Application e-services' featuring a woman at a computer and a 'Start your application' button.

Once the permit is approved click on “Print Permit” button on the dashboard to view and print the permit.

This screenshot is identical to the one above, but with a large blue arrow pointing down to the 'Print Certificate' button in the 'ACTION' column of the first row in the 'Status' table, which is now 'APPROVED'.

3.2 CERTIFICATE OF PHARMACEUTICAL PRODUCT (CPP) FOR EXPORT PURPOSES

Log into the system using your credentials and then click on start new application link

The screenshot shows the user interface of the MOHAP e-services application. At the top, there is a navigation bar with links for 'Home', 'Contact Us', 'Help', and 'Account'. Below this is the MOHAP logo and a main navigation menu with 'Dashboard', 'My applications', 'Payments', and 'New Application' (highlighted with a blue arrow). The main content area is divided into two sections. On the left, a 'Status' table lists various applications with columns for DATE, ID NO., APPLICATION TYPE, STATUS, and ACTION. On the right, a 'Welcome to online Application e-services' banner features a woman at a computer and a prominent red 'Start your application' button, which is pointed to by a blue arrow.

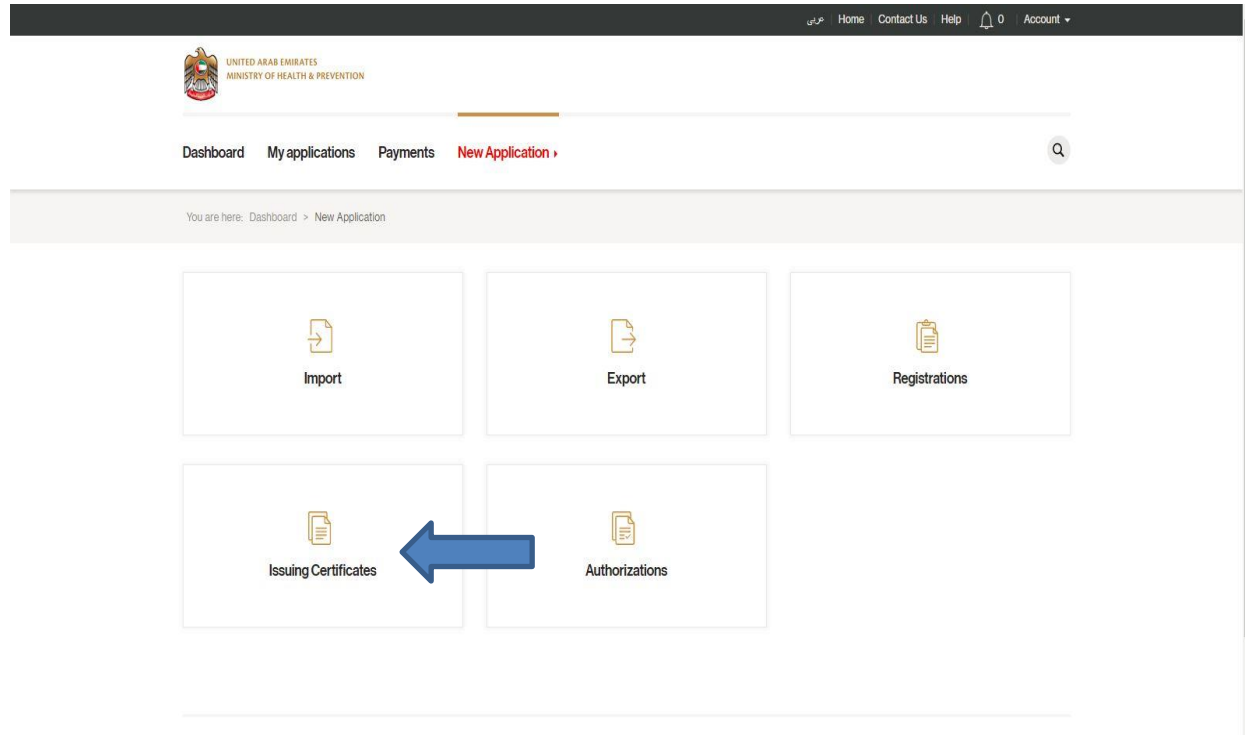
DATE	ID NO.	APPLICATION TYPE	STATUS	ACTION
24/12/2017	3534	Re-Export Drugs	WAITING FOR PAYMENT	Pay
25/12/2017	3547	Authorization for Medical Product By Local Agent	APPROVED	Print Authorization
24/12/2017	3531	Authorization for Medical Product By Local Agent	APPROVED	Print Authorization
24/12/2017	3529	Request for Drug Re-Pricing	APPROVED	Print Certificate
24/12/2017	3527	Free Sale Certificate for Export Purposes CLAMOX 457 mg / 5 ml	APPROVED	Print Certificate

View all

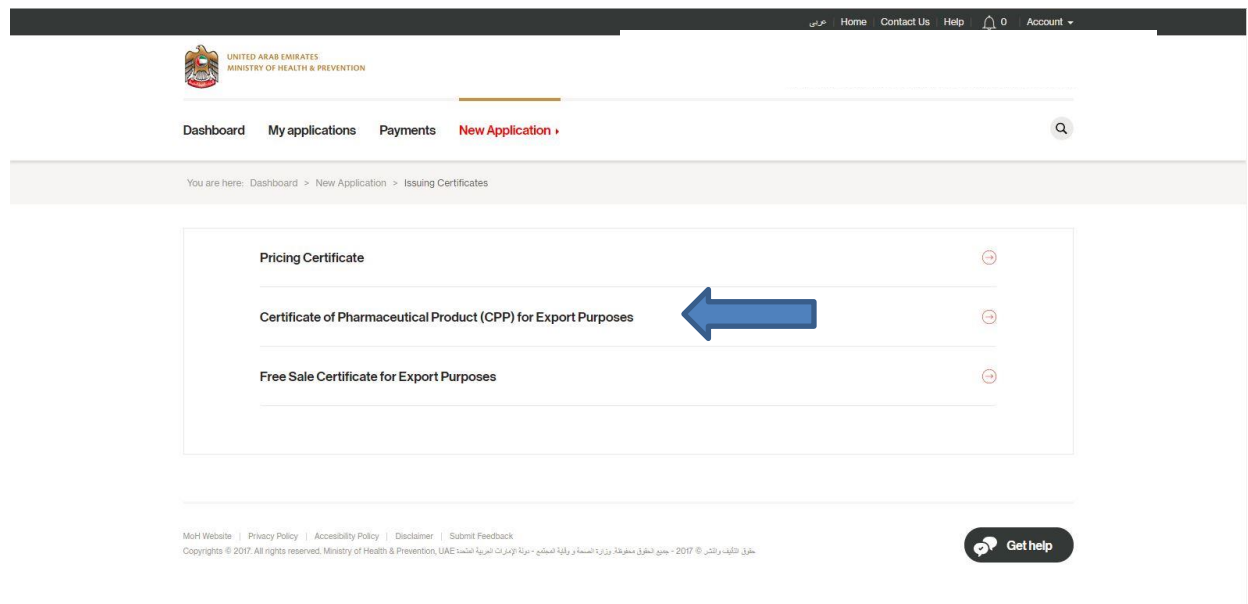
Welcome to online Application e-services

Start your application

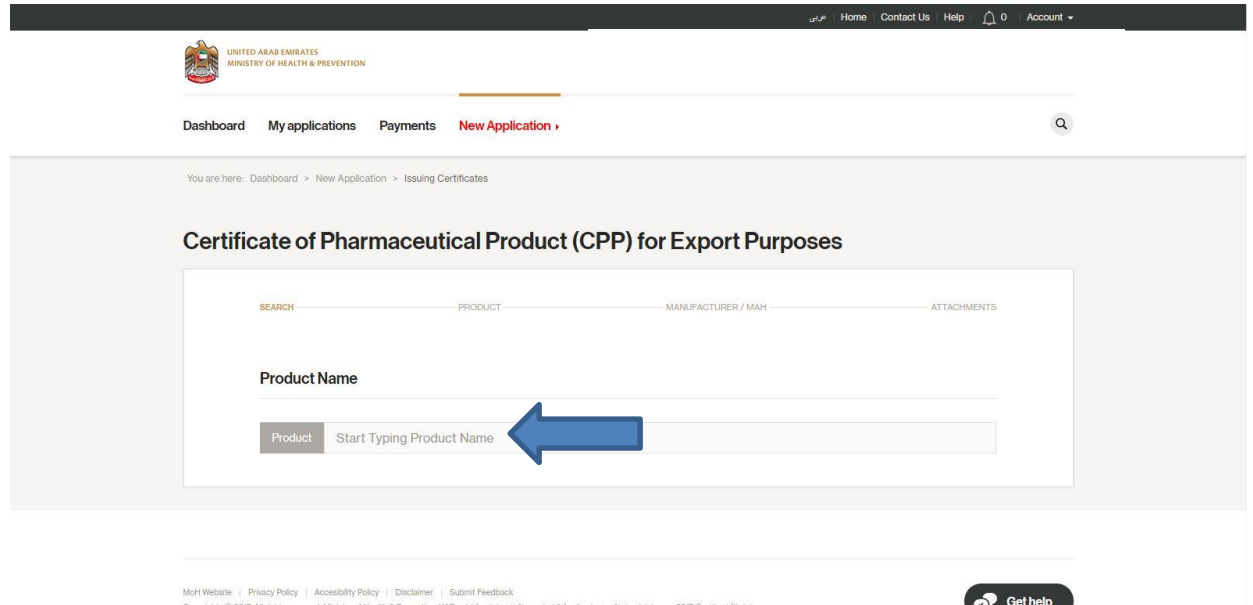
Click on Issuing Certificates tile



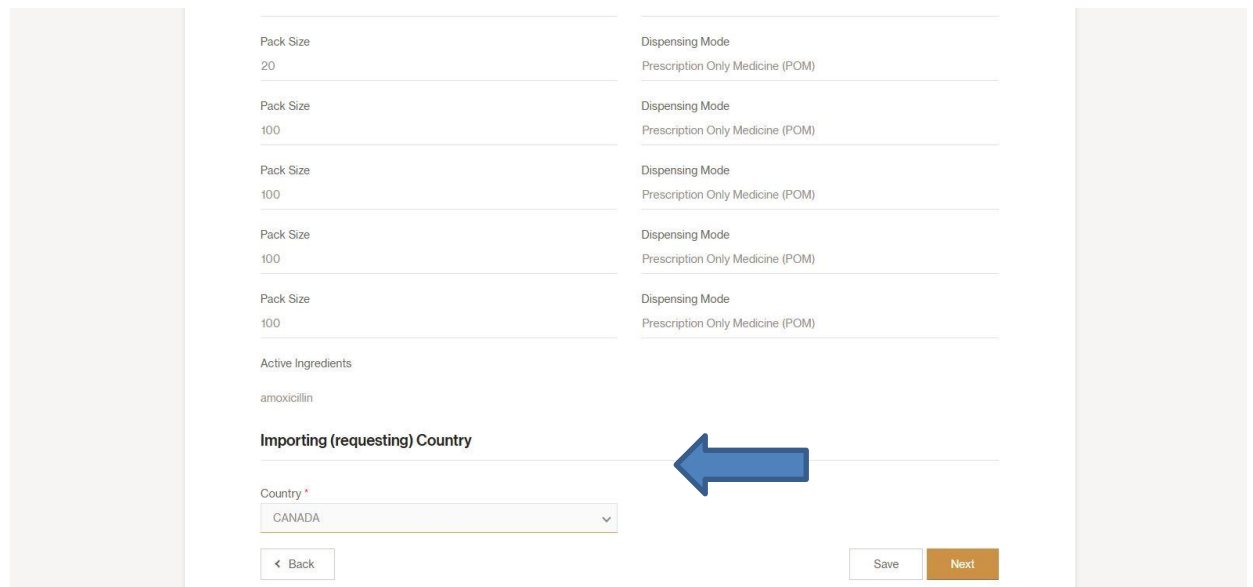
Then click on Certificate of Pharmaceutical Product (CPP) for Export Purposes



Start typing the product name, the system filters the product based on the entered characters



Review product data and accept terms and conditions, and fill the importing (requesting) country then click on Next



Review the MAH and the manufacturer and then click on Next

Certificate of Pharmaceutical Product (CPP) for Export Purposes


SEARCH — PRODUCT — MANUFACTURER / MAH — ATTACHMENTS

MAH

Name	Address
LAGAP S.A.	Sheikh Rashed Al Maktoom street, Saleh Al Ghanem building
City	Country
Abu Dhabi	UAE

Manufacturer

Name	Address
Neopharma	P.O. BOX 72900, Plot NO. A1 89-95, GIC, Industrial City, New Mussaf
City	Country
Abu-Dhabi	UAE



Upload the support document, accept the terms and conditions and then click on Apply


Certificate of Pharmaceutical Product (CPP) for Export Purposes

SEARCH — PRODUCT — MANUFACTURER / MAH — ATTACHMENTS

Document Attachments

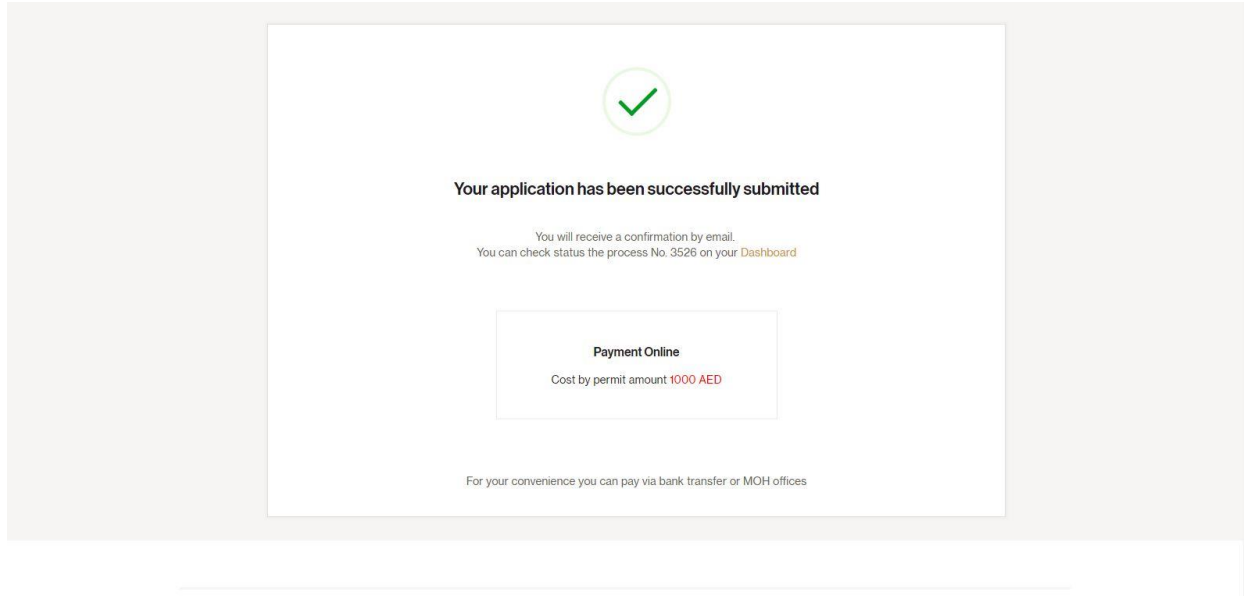
Composition certificate with active ingredient(s), inactive ingredient(s) quantities per unit dose and functions	<input type="button" value=" View"/>	<input type="button" value=" Upload"/>
Insert		<input type="button" value=" Upload"/>
		<input type="button" value=" Add new document"/>

I accept general Terms & Conditions *

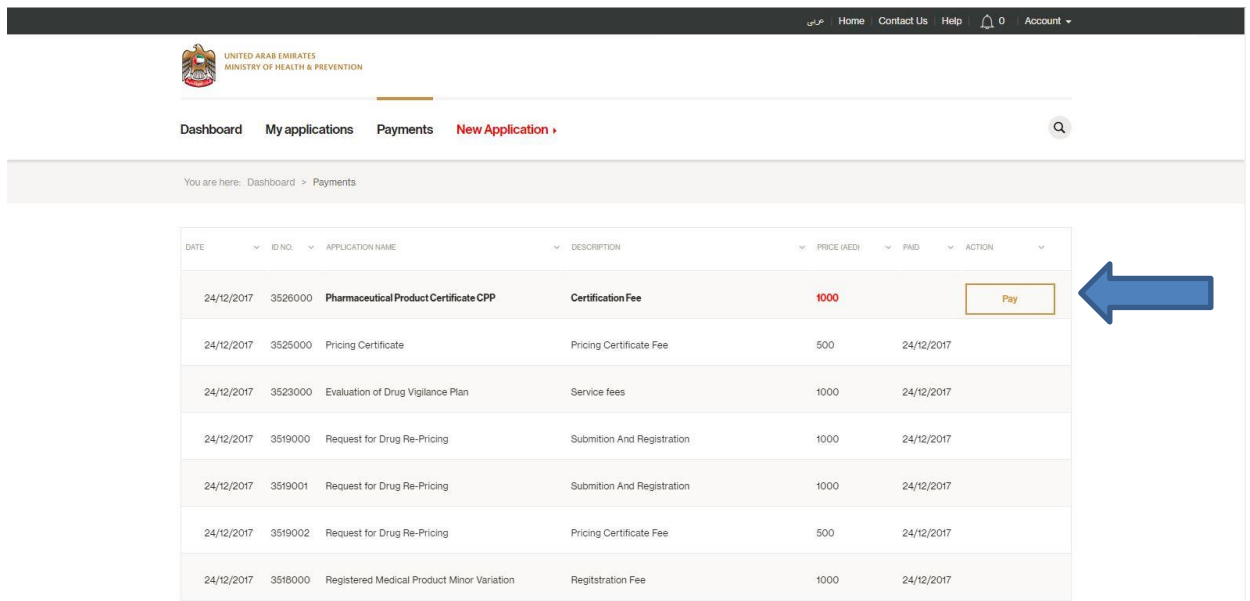


After submitting the application a successful message displayed to the user, and the permit fees is generated. The user can perform the payment from this screen by clicking over the

amount, where the system directs you to the payment screen



Alternatively, the user can go to the payment screen in the dashboard and click over the pay button and perform the payment.



Once the permit is approved click on “Print Permit” button on the dashboard to view and print the permit.

The screenshot shows the MOHAP e-services dashboard. At the top, there is a navigation bar with links for Home, Contact Us, Help, and Account. Below this is the MOHAP logo and a search bar. The main navigation menu includes Dashboard, My applications, Payments, and New Application. The central part of the dashboard features a 'Status' table with columns for DATE, ID NO., APPLICATION TYPE, STATUS, and ACTION. A blue arrow points to the 'Print Certificate' button in the ACTION column of the first row. To the right of the table is a 'Welcome to online Application e-services' banner with a photo of a woman and a 'Start your application' button. At the bottom left of the table is a 'View all' button.

DATE	ID NO.	APPLICATION TYPE	STATUS	ACTION
24/12/2017	3526	Pharmaceutical Product Certificate CPP Amoxiclin® 500mg	APPROVED	Print Certificate
24/12/2017	3525	Pricing Certificate Amoxiclin® 500mg	APPROVED	Print Certificate
24/12/2017	3523	Evaluation of Drug Vigilance Plan	APPROVED	Print Approval Letter
24/12/2017	3519	Request for Drug Re-Pricing	APPROVED	Print Certificate
24/12/2017	3518	Registered Medical Product Minor Variation CLAMOK 625mg	APPROVED	Print Certificate

3.3 FREE SALE CERTIFICATE FOR EXPORT PURPOSES

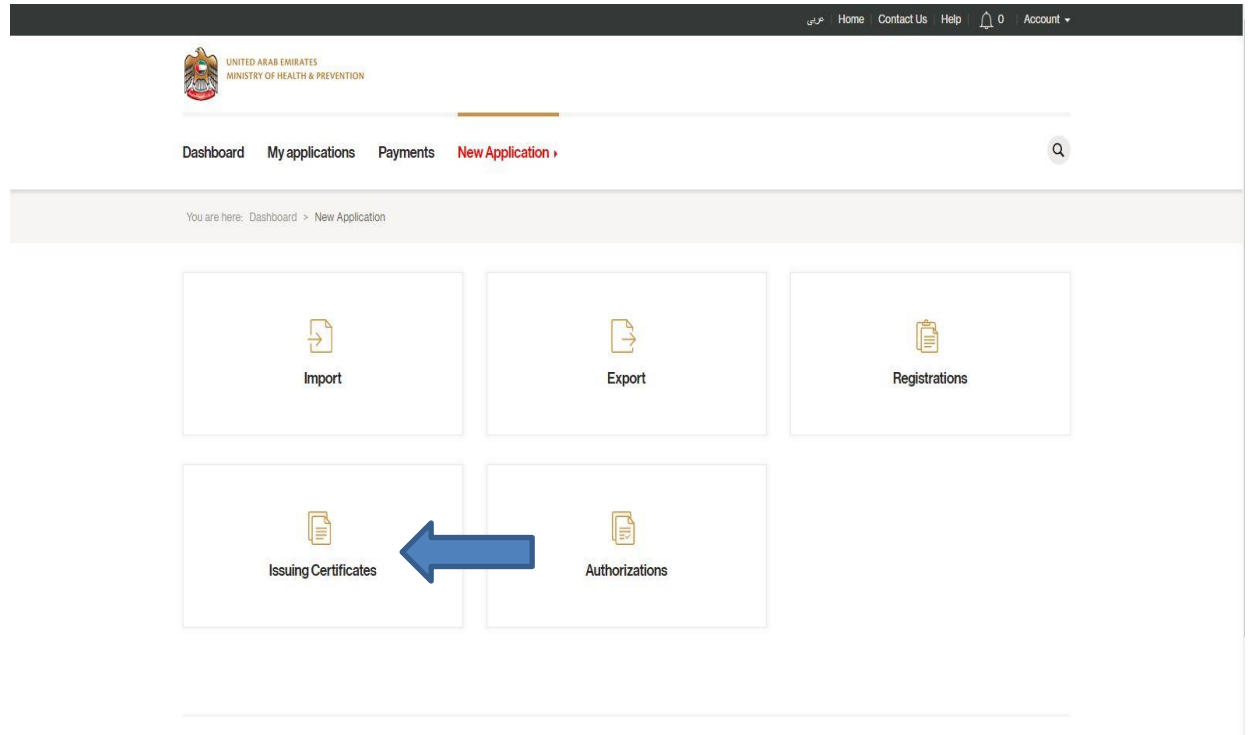
Log into the system using your credentials and then click on start new application link

The screenshot shows the user interface of the MOHAP e-services application. At the top, there is a navigation bar with links for 'Home', 'Contact Us', 'Help', and 'Account'. Below this is the MOHAP logo and a main navigation menu with 'Dashboard', 'My applications', 'Payments', and 'New Application' (highlighted with a blue arrow). The main content area displays a 'Status' table with the following data:

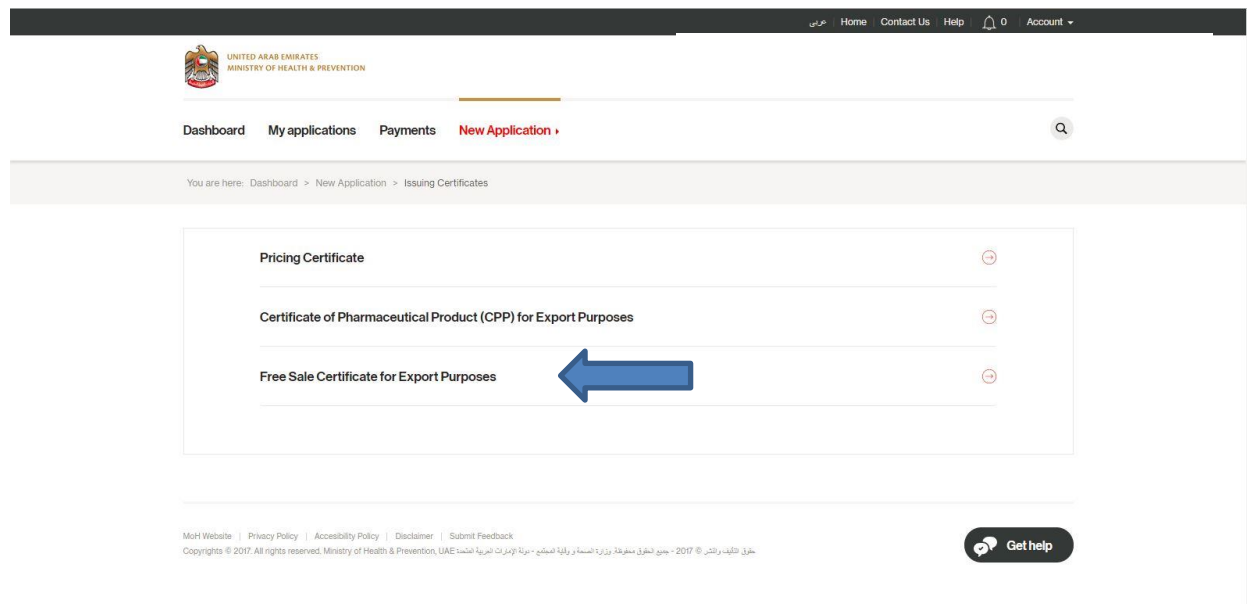
DATE	ID NO.	APPLICATION TYPE	STATUS	ACTION
24/12/2017	3534	Re-Export Drugs	WAITING FOR PAYMENT	Pay
25/12/2017	3547	Authorization for Medical Product By Local Agent	APPROVED	Print Authorization
24/12/2017	3531	Authorization for Medical Product By Local Agent	APPROVED	Print Authorization
24/12/2017	3529	Request for Drug Re-Pricing	APPROVED	Print Certificate
24/12/2017	3527	Free Sale Certificate for Export Purposes CLAMOX 457 mg / 5 ml	APPROVED	Print Certificate

At the bottom of the table is a 'View all' button. On the right side of the dashboard, there is a 'Welcome to online Application e-services' banner with a photo of a woman and a prominent red button labeled 'Start your application' with a blue arrow pointing up to it.

Click on Issuing Certificates tile



Then click on Free sale certificate for export purposes



Start typing the product name, the system filters the product based on the entered characters

UNITED ARAB EMIRATES
MINISTRY OF HEALTH & PREVENTION

Dashboard My applications Payments **New Application**

You are here: Dashboard > New Application > Issuing Certificates

Free Sale Certificate for Export Purposes

SEARCH PRODUCT

Product name

Add registered product

Product name Start typing product name

Review the data and click on “Apply”

Storage Conditions
Before constitution, store in a dry place below 25°C. Once constituted, store the suspension in a refrigerator and use within 7 days. Do not freeze

Dispensing Mode
Prescription Only Medicine (POM)

Manufacturer Name
NeoBiocon

Country UAE City ABU DHABI

Address
PO BOX : 72900, Hamli Building, Airport Road

Expiry Date

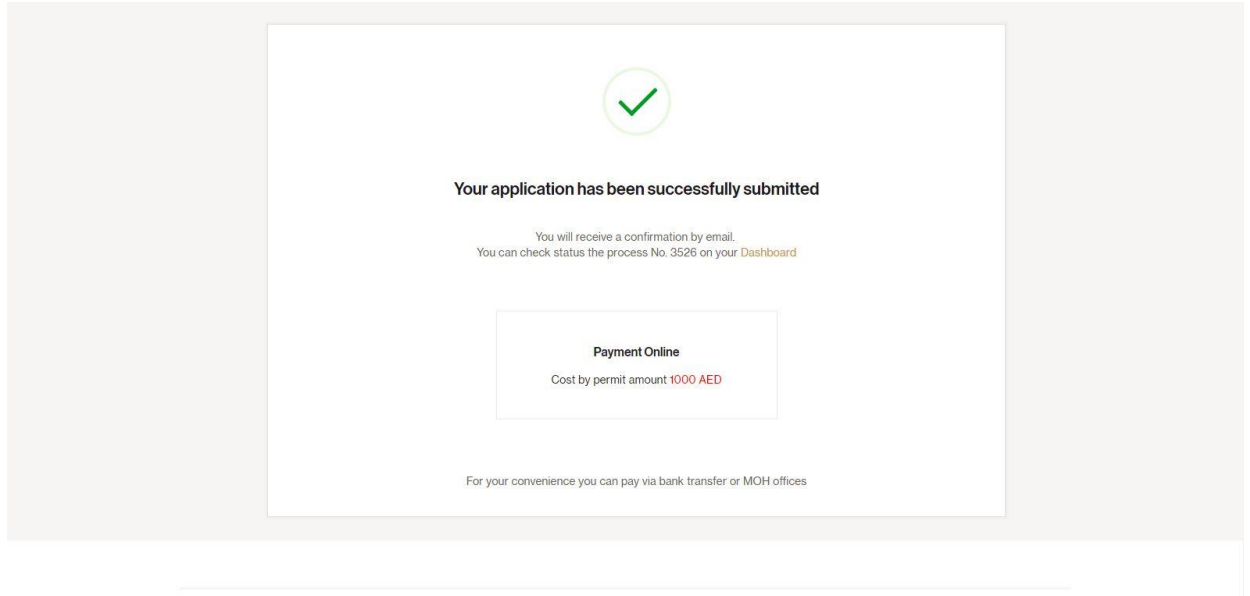
< Back

I accept general Terms & Conditions *

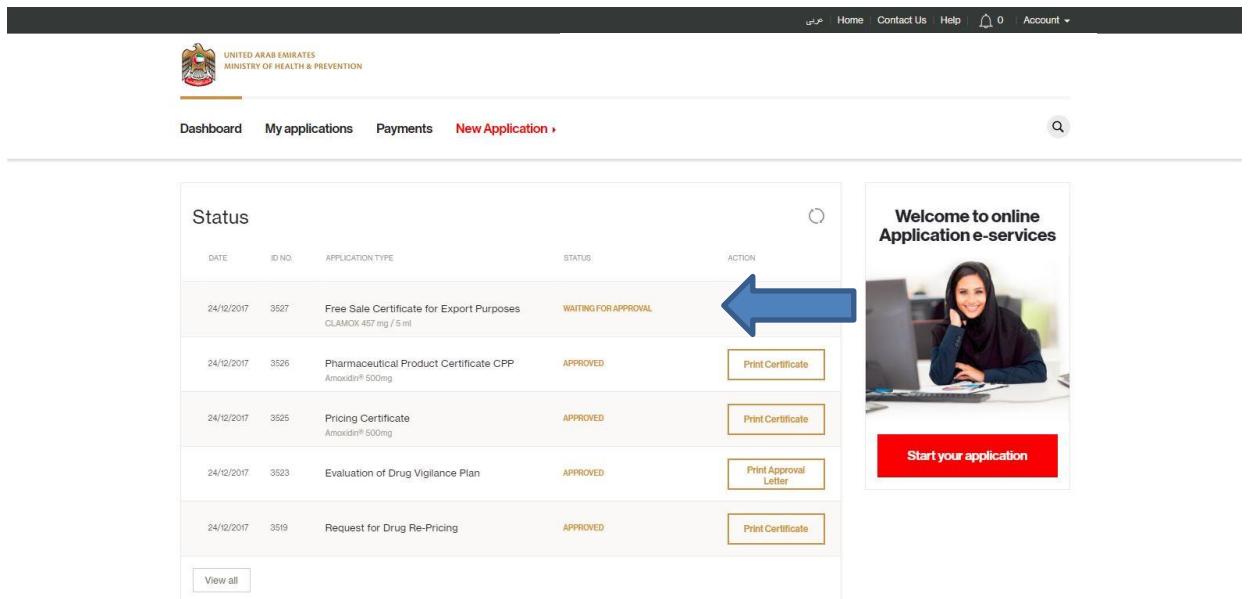
Apply

After submitting the application a successful message displayed to the user, and the permit fees is generated. The user can perform the payment from this screen by clicking over the

amount, where the system directs you to the payment screen



Alternatively, the user can go to the payment screen in the dashboard and click over the pay button and perform the payment.



Once the permit is approved click on “Print Permit” button on the dashboard to view and print the permit.

The screenshot shows the MOHAP dashboard with a navigation bar at the top containing 'Home', 'Contact Us', 'Help', and 'Account'. Below the navigation bar, there are menu items: 'Dashboard', 'My applications', 'Payments', and 'New Application'. A search icon is also present. The main content area features a 'Status' table with the following data:

DATE	ID NO.	APPLICATION TYPE	STATUS	ACTION
24/12/2017	3527	Free Sale Certificate for Export Purposes CLAMOK 457 mg / 5 ml	APPROVED	Print Certificate
24/12/2017	3526	Pharmaceutical Product Certificate CPP Amoxidin® 500mg	APPROVED	Print Certificate
24/12/2017	3525	Pricing Certificate Amoxidin® 500mg	APPROVED	Print Certificate
24/12/2017	3523	Evaluation of Drug Vigilance Plan	APPROVED	Print Approval Letter
24/12/2017	3519	Request for Drug Re-Pricing	APPROVED	Print Certificate

Below the table is a 'View all' button. To the right of the table, a blue arrow points to the 'Print Certificate' button in the first row. Further right, there is a 'Welcome to online Application e-services' banner with a photo of a woman and a red 'Start your application' button.